

SPORTSTER



SPORTSTER 100 & SPORTSTER TOY HAULERS



SPORTSTER 100 Travel Trailer Toy Haulers



342THR13
french roast décor

Sportster 100 Travel Trailer Toy Haulers

All Sportsters include K-Z's 2-year warranty, offering the assurance that K-Z stands behind what it builds.

Built 100" wide to give you the room you need for your toys. Interior features 5/8" tongue and groove floor construction, residential crack-resistant linoleum, seamless countertops with undermount kitchen sink and sink covers and blue LED lighting.



342THR13

Efficient use of space...

No matter the floorplan, you can count on K-Z to deliver maximum use of space. Seamless countertops and matching dinette table.



342THR13

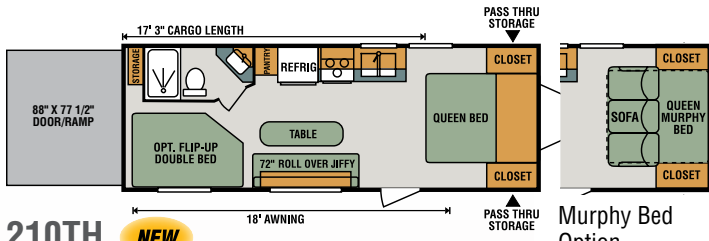
Shown with optional 39" TV, multimedia stereo with DVD, Bluetooth and NFC wireless connectivity are standard.

Standards

- 100" Wide Body
- 3/8" Fully Walk-On Roof Decking
- 1-Piece Seamless Roof w/SuperFlex® Roofing Material
- Awning w/Drip Rail & Spouts
- Titanium Gray Lamilux® F/G Exterior
- Tinted Windows
- Radius Entry Door
- (4) Stabilizer Jacks
- Auto-Adjust Brakes
- Outside Spray Port
- Slip Resistant Ramp Door
- Tuff Ply® (N/A – 210TH, 211THD, 280THR)
- Ramp Door Light
- Cargo D-Rings
- (2) 20# LP Bottles w/Bottle Cover
- 30 AMP Power Cord
- 13,500 BTU A/C
- Extra-Large Water Tanks
- Water Heater Bypass
- Digital TV Antenna w/Booster
- Satellite Prep
- 3-Burner Range w/Oven
- 12V Range Hood w/Light
- Microwave
- LP & Electric Double-Door Refrigerator
- Double-Bowl Sink w/High-Rise Faucet
- LED Interior Lighting
- Residential Crack-Resistant Linoleum
- Tub Surround
- Queen Mattress (F/P specific)

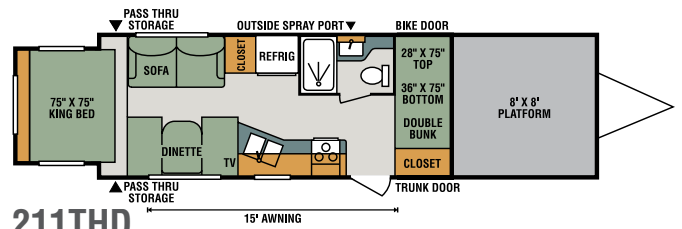
Options

- Radiant Technology PKG (foil in floor, roof, front & rear)
- Front & Rear Electric Stabilizer Jacks
- 15,000 BTU A/C (IPO 1,500 BTU)
- 50 AMP Service & Wired for 2nd A/C
- 2nd 13,500 BTU A/C
- Single Power Bed (N/A – 210TH, 211THD)
- Sit-N-Sleep (N/A – 210TH, 211THD)
- Double Power Beds (280THR, 311THR10, 321TH10, 342THR13)
- Sit-N-Sleep w/Upper Power Bed (280THR, 311THR10, 321TH10, 342THR13)
- Generator Prep w/Fuel Tank & Pump Station
- 4.0 Generator (REQ gen prep & 30 AMP – N/A 210TH)
- 5.5 Generator (REQ gen prep & 50 AMP)
- Party Patio PKG (railing only) (N/A 211THD)
- Ramp Extension
- Wireless Backup Camera System
- 8 CU FT Refrigerator
- 39" LED TV (280THR, 311THR10, 321TH10)
- 32" LED TV (342THR13)
- 24" LED TV (210TH, 211THD)
- Roof Ladder
- Max Air® Vent Fan (living room OR cargo area)
- Murphy Bed (210TH, 321TH10, 311THR10) (N/A w/gen. prep or gen. options)
- Bedroom LED TV w/Inside/Outside TV Bracket
- Flip-up Double Bed (210TH)

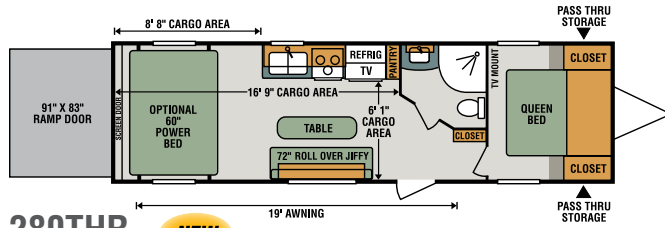


210TH **NEW**

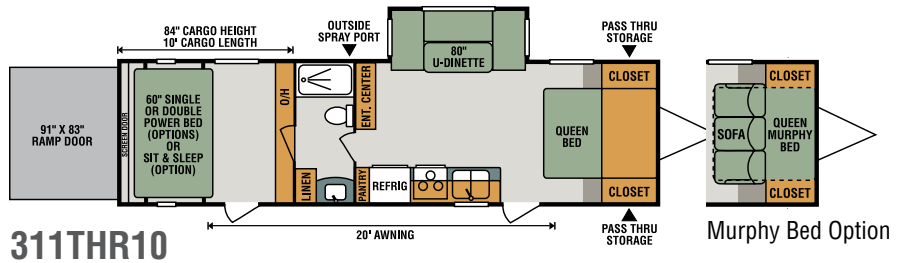
Murphy Bed Option



211THD

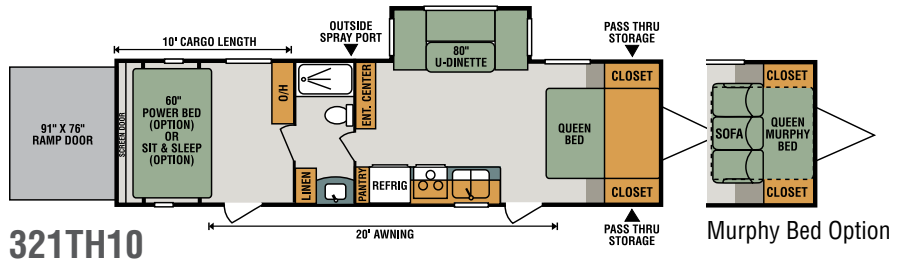


280THR **NEW**



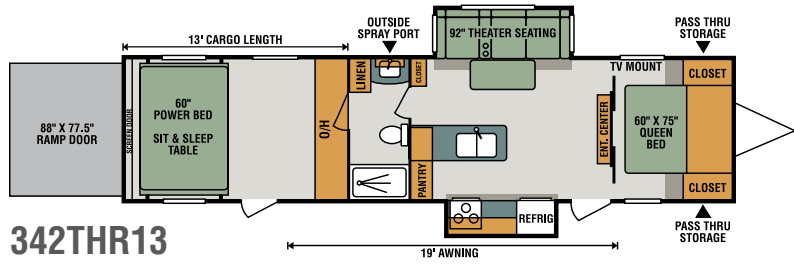
311THR10

Murphy Bed Option



321TH10

Murphy Bed Option



342THR13

K-Z Advantage Package (mandatory option)

- 82" Interior Walls (N/A 211THD)
- Power Awning w/LED Light Strip
- 5/8" Tongue & Groove Plywood
- Climate Package (insulated, heated & enclosed underbelly – N/A 210TH, 211THD)
- Friction Hinge Entry Door
- Key-Alike® Program for Baggage & Entry Doors
- Alumitread® Entry Steps
- Large Folding Grab Handle
- Amber Step Light
- Diamond Plate Threshold
- (2) 20# LP Bottles w/Bottle Cover
- Power Front Jack w/LED Light
- Equa-Flex® Suspension
- Nitrogen-Filled Tires
- Aluminum Rims
- Spare Tire & Carrier
- EXT Speakers
- Solar Prep
- Backup Camera Prep
- Battery Disconnect
- ToyLok®
- 6-GAL LP/Electric DSI Water Heater
- Black Tank Flush
- Retractable Screen Wall
- Drop-In Cooktop w/Glass Cover
- 6.3 CU FT Refrigerator w/Temperature Controls
- Seamless Countertops w/Under-Mount Kitchen Sink & Sink Covers
- Dinette Doors w/36" Pullout Storage Bins
- (2) LED Motion Sensor Lights
- Kitchen Skylight
- Blue LED Light Strip above Main Living Room Slide
- Pleated Shades
- Push-Back Recliners (STD, IPO barrel chairs)
- Multi-Media Stereo w/DVD, Bluetooth & NFC Wireless Connectivity
- 12V Dual USB Port
- (2) 6.5" Interior Speakers
- Foot-Flush Toilet
- Pillow Top Queen Mattress
- Plywood Bed Base w/Gas Struts
- Bed Storage System

Travel Trailer Toy Haulers	210TH	211THD	280THR	311THR10	321TH10	342THR13
UVW (Unloaded Vehicle Weight) *	4,390	5,188	6,370	7,560	6,720	8,670
Dry Hitch Weight*	550	308	910	1,180	1,270	1,520
Dry Axle Weight*	3,840	4,880	5,460	6,380	5,450	7,150
NCC (Net Carrying Capacity)	2,610	2,752	2,430	2,440	2,080	3,030
GVWR	7,000	7,940	8,800	9,995	8,800	11,700
Interior Height	82"	78"	96"	96"	82"	82"
Exterior Height	10' 5 1/2"	10' 7"	12' 1"	12' 3"	10' 5 1/2"	12' 3"
Exterior Width	100"	96"	100"	100"	100"	100"
Exterior Length	25' 3"	32' 7"	32' 8"	35' 9"	35' 9"	38' 3"
Refrigerator (cu. feet)	6	6	6	6	6	6
Water Heater Cap. (gal. G/E w/DSI)	6	6	6	6	6	6
Fresh Water Cap. (gal.)	58	58	58	95	95	95
Waste Water Cap. (gal.)	32	32	32	32	32	32
Gray Water Cap. (gal.)	32	32	32	32	32	32
LP Gas Cap. (lbs.)	40	40	40	40	40	40
Furnace BTUs (1,000s)	20	20	25	25	25	25
Tire Size	14"	15"	15"	15"	15"	16"
Awning	16'	15'	18'	20'	20'	19'

*This weight reflects the rolling average unit weight for each model. Your trailer weight will vary according to optional equipment.

SPORTSTER Travel Trailer Toy Haulers



Sportster Travel Trailer Toy Haulers
Power Awnings with LED light strip and Key-Alike program for baggage storage area and entry doors. Sportster interiors are well thought out and designed for maximum living area as well as toy storage.



The floors are built using 5/8" tongue and groove plywood, and topped with residential crack-resistant linoleum. Foldup dinette seating, overhead storage as well as rear cabinet shelf storage. When its time to call it a day, simply fold up the seating and bring your toys on in.



SPORTSTER Fifth Wheel Toy Haulers



331TH12
french roast décor

Sportster Fifth Wheel Toy Haulers

Incredible features and options combine into this truly affordable toy hauler. Seamless countertops and dinette table, jackknife sofa with middle console and sofa arms.

Well-designed kitchen area features overhead storage, microwave and drop-in cooktop with glass covers.



331TH12



331TH12

Dinette with seamless tabletop converts to a sleeping area with 36-inch pullout storage bins beneath the seats.



331TH12

Storage above and below.

SPORTSTER Travel Trailer & Fifth Wheel Toy Haulers

Standards TT/FW

- 3/8" Fully Walk-On Roof Decking
- 1-Piece Seamless Roof w/SuperFlex® Roofing Material
- Radius Truss Rafters
- Awning w/Drip Rail & Spouts
- (8) Tie-Down Rings
- Tuff Ply® in Cargo Area (N/A – 190TH, 220THR, 260TH)
- (2) 20# LP Bottles w/Cover
- 30 AMP Service
- 13,500 BTU A/C
- (2) or (4) Stabilizer Jacks (F/P specific)
- Enclosed Pin Box on F/W's
- Tinted Safety Glass Windows
- Self-Adjust Brakes
- Cable Hookup
- Radius Entry Door
- Extra-Large, Smooth, Screwless Baggage Doors
- Outside Shower (F/P specific)
- LED Light in Pass-Thru Storage
- Winter Bypass Kit
- Residential Crack-Resistant Linoleum
- Acrylic Sink w/High-Rise Faucet
- 3-Burner Cooktop
- Range Hood w/12V Light & Exhaust Fan
- Oven
- Microwave w/Turntable
- LP & Electric Double Door Refrigerator
- Large Overhead Cabinets
- Roller Ball Bearing Drawer Guides
- Super-Sized Panoramic Slideroom Window
- LED Interior Lighting
- Monitor Panel
- Digital TV Antenna w/Booster
- Flush-Floor Bedroom (F/W's)
- Built-In Medicine Cabinet w/Mirror in Bathroom
- Queen Mattress
- Tub Surround
- Power Vent in Bathroom

K-Z Advantage Package (mandatory option)

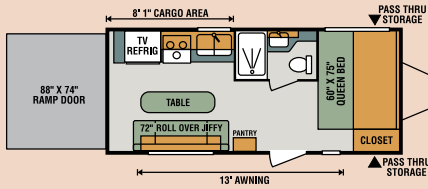
- New EXT Sidewall Metal Color
- EXT Fiberglass Sidewall (STD on F/W's, OPT on TT's)
- Power Awning w/LED Light Strip
- Retractable Screen Wall
- Diamond Plate Threshold
- Friction Hinge Entry Door
- AlumaTread® Entry Steps
- Large Folding Grab Handle
- Key-Alike® Program for Baggage & Entry Doors
- Amber Step Light
- Exterior Speakers
- 5/8" Tongue & Groove Plywood Flooring
- Climate Package (insulated, heated & enclosed underbelly – N/A 190TH, 220THR, 260TH)
- Power Front Jack w/LED Light
- EquaFlex® Suspension
- Nitrogen-Filled Tires
- Spare Tire & Carrier
- ToyLok®
- Black Tank Flush
- 6 GAL LP/Electric DSI Water Heater
- Backup Camera Prep
- Solar Prep
- Battery Disconnect
- Drop-In Cooktop w/Glass Cover (F/W's only)
- 6.3 CU FT Refrigerator w/Temp Controls
- Seamless Countertops w/Undermount Kitchen Sink & Sink Covers
- Dinette Doors w/36" Pullout Storage Bins
- (2) LED Motion Sensor Lights
- Kitchen Skylight
- Blue LED Light Strip above Main LR Slide
- Jackknife Sofa w/Middle Console & Sofa Arms
- Push-Back Recliners (STD in lieu of barrel chairs)
- Pleated Shades
- Multi-Media Stereo w/DVD, Bluetooth & NFC Wireless Connectivity
- 12V Dual USB Port
- (2) 6.5" Interior Speakers
- Foot-Flush Toilet
- Pillow Top Queen Mattress
- Plywood Bed Base w/Gas Struts
- Bed Storage System

Options

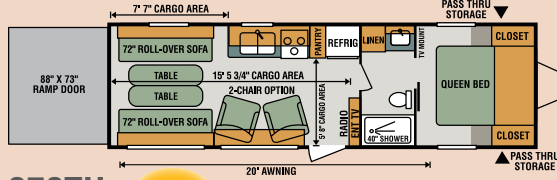
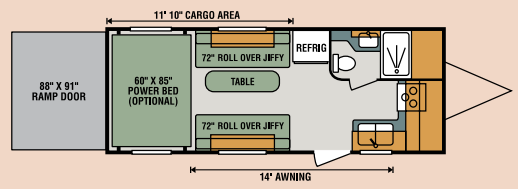
- Color-Infused Titanium EXT (TT's – required on F/W's)
- 2nd Power Awning w/LED (352TH12, 362TH12, 373TH12)
- Roof Ladder
- Radiant Technology PKG (foil in floor/roof/ front/rear)
- Aluminum Wheels (TT's)
- Aluminum Wheels w/16" Tires (F/W's)
- Front & Rear Electric Stabilizer Jacks (TT's)
- Rear Electric Stabilizer Jacks (F/W's)
- Patio Door (373TH12)
- Ramp Extension
- Wireless Backup Camera System
- 15,000 BTU A/C IPO 13,500 BTU A/C
- 2nd A/C (13,500 BTU)
- 50 AMP Service w/2nd A/C Prep
- Generator Prep w/30 GAL Fuel Tank & Pump Station (N/A 190TH, 220THR)
- 4.0 Generator (req. gen prep & 30 AMP, N/A 190TH, 220THR)
- 5.5 Generator (req. gen prep & 50 AMP, 321THR12 TT & all F/W's)
- Double Power Beds (N/A 190TH & sit-n-sleep)
- Sit-n-Sleep w/Power Bed (N/A 190TH & double power bed)
- Party Patio Package (railing only)
- 39" LED TV (N/A – 190TH, 220THR, 260TH, 321THR12)
- 32" LED TV (190TH, 321THR12)
- 24" LED TV (220THR, 260TH)
- 8 CU FT Refrigerator (N/A 190TH)
- Free-Standing Dinette Table & (4) Chairs (IPO dinette)
- Theater Seating IPO Jackknife (331TH, 352TH, 362TH)
- 2nd Flip Jiffy Sofa (220THR)
- Fireplace (311TH, 331TH, 352TH, 362TH, 373TH)
- Central Vac (F/W's only, N/A on 260TH)
- MaxxAir® Vent Fan (cargo OR living room OR bath)
- Wardrobe Slide (352TH12, 362TH12)
- Single Power Bed (N/A 190TH)
- Bedroom LED TV w/Inside/Outside Bracket
- Murphy Bed (321THR12) (N/A w/gen. prep or gen. options)

Travel Trailer Toy Haulers

190TH

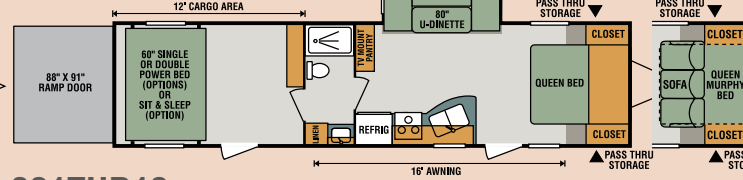


220THR



270TH

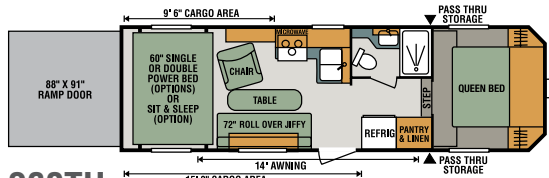
NEW



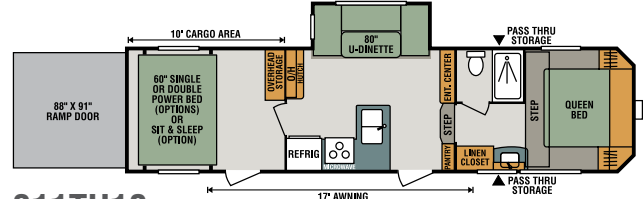
321THR12

321THR12
Murphy Bed
Option

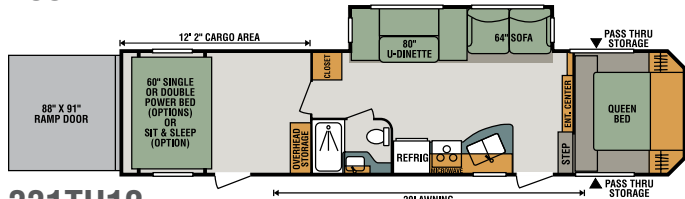
Fifth Wheel Toy Haulers



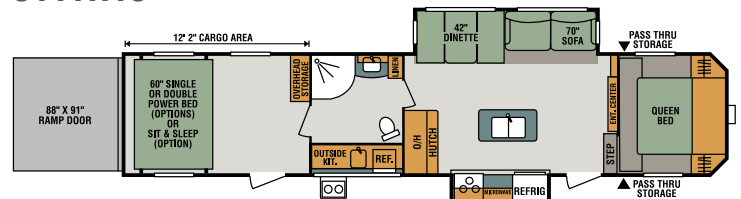
260TH



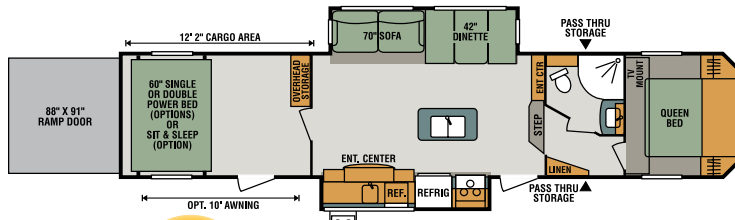
311TH10



331TH12

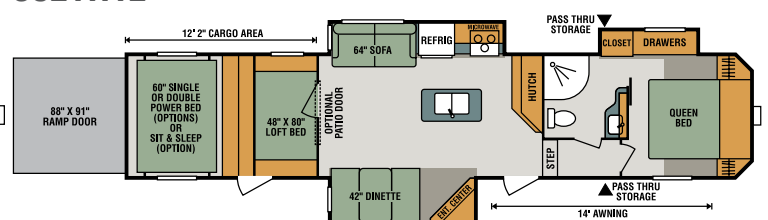


352TH12

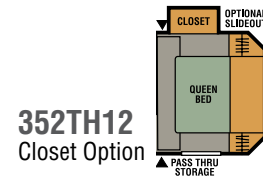


362TH12

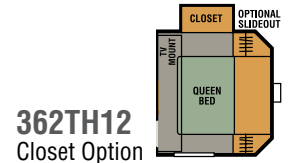
NEW



373TH12



352TH12
Closet Option



362TH12
Closet Option

Toy Haulers	190TH	220THR	270TH	321THR12	260TH	311TH10	331TH12	352TH12	362TH12	373TH12
UVW (Unloaded Vehicle Weight)*	4,000	4,570	5,550	7,180	6,088	7,590	8,420	9,750	10,410	10,210
Dry Hitch Weight*	550	860	790	1,160	1,356	1,370	1,700	1,900	1,880	2,040
Dry Axle Weight*	3,450	3,710	4,760	6,020	4,732	6,220	6,720	7,850	8,530	8,170
NCC (Net Carrying Capacity)	3,000	2,430	3,250	2,820	2,712	3,410	3,580	3,450	4,830	5,030
GVWR	7,000	7,000	8,800	10,000	8,800	11,000	11,995	13,200	15,240	15,240
Interior Height	78"	96"	82"	96"	91"	92"	92"	92"	92"	92"
Exterior Height	10' 4"	11' 2"	12' 1"	12' 4"	12' 2"	12' 3"	12' 3"	12' 7"	13' 3"	13' 3"
Exterior Width	96"	96"	96"	96"	96"	96"	96"	96"	96"	96"
Exterior Length	21' 10"	24' 6"	30' 7"	36' 2"	29' 8"	34' 2"	37' 8"	39' 11"	40' 4"	41' 6"
Refrigerator (cu. feet)	6	6	6	6	6	6	6	6	6	6
Water Heater Cap. (gal. G/E w/DSI)	6	6	6	6	6	6	6	6	6	6
Fresh Water Cap. (gal.)	38	38	75	75	75	75	75	75	75	75
Waste Water Cap. (gal.)	32	32	32	32	32	46	32	32	46	46
Gray Water Cap. (gal.)	32	32	32	32	32	46	32	56	46	46
LP Gas Cap. (lbs.)	60	60	40	60	60	60	60	60	60	60
Furnace BTUs (1,000s)	16	16	25	25	25	30	25	30	30	30
Tire Size	14"	14"	15"	15"	15"	15"	15"	15"	15"	15"
Awning	13'	14'	20'	16'	14'	17'	20'	13' **	16' ***	14'

*This weight reflects the rolling average unit weight for each model. Your trailer weight will vary according to optional equipment.

352TH12 also available with optional 17' awning. *362TH12 also available with optional 10' awning.



Enjoy the convenience and comfort of the optional sit-n-sleep with power bed.

exterior features



Equaflex® suspension and exterior speakers are standard features.

The optional roof ladder folds flat against the sidewall for easy storage.



985 N 900 W • Shipshewana, IN 46565
E-mail kz@kz-rv.com • www.kz-rv.com

Dealer:

Due to continual research and advances, manufacturer reserves the right to change specifications, design, price and equipment without notice, and assumes no responsibility for any error in this literature. Some items shown are not included as standard or optional equipment. ©2016KZ | 11/22/16 | 50M