



PUMA

XLE LITE

by Palomino



Experience the Call of the Wild!

Travel Trailers & Toy Haulers

PUMA
XLE LITE





PUMA

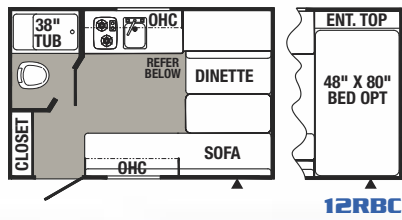
XLE LITE

by Palomino

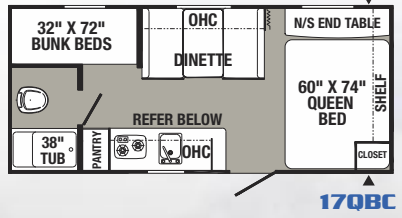
Answer the call of the wild with Puma XLE Lite!

These lighter weight trailers are designed for a comfortable camping experience at an affordable price. Bright, airy interiors are equipped with long-lasting, energy efficient LED ceiling lights. Durable Beauflor® flooring has a seven year cold crack warranty. Puma XLE Lite features a built-in CD/DVD/Bluetooth stereo system and is loaded with storage throughout. The large, double stacked 48" x 76" bunks with teddy bear soft mats have storage under the bottom bunk that's accessible from outdoors. Chateau decor is shown with an optional 39" LED TV.

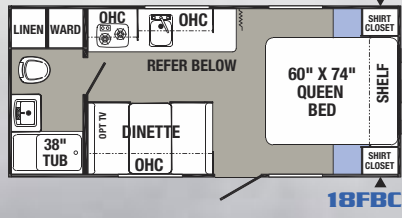
Puma XLE Lite Travel Trailers



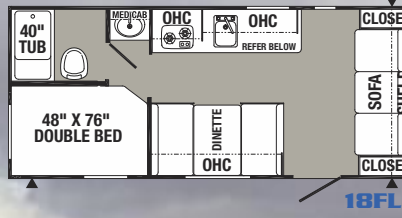
12RBC



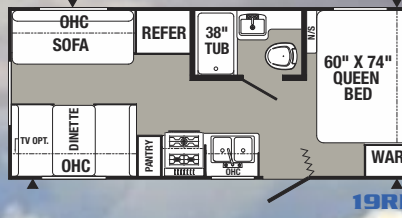
17QBC



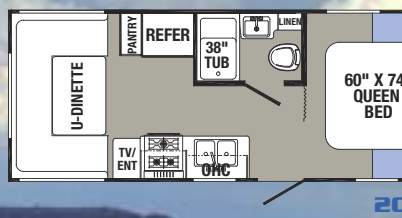
18FBC



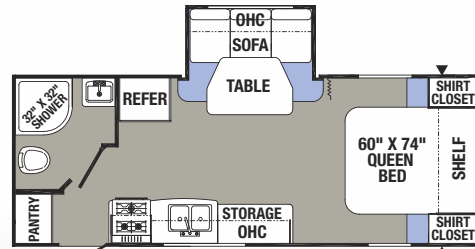
18FLC



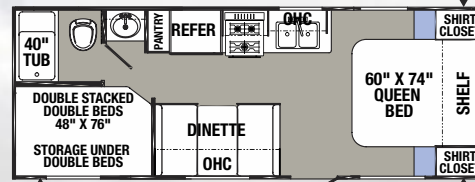
19RLC



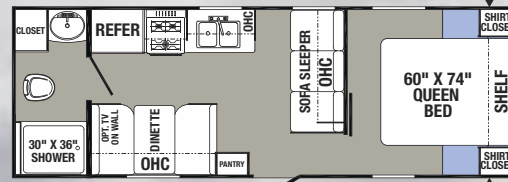
20RDC



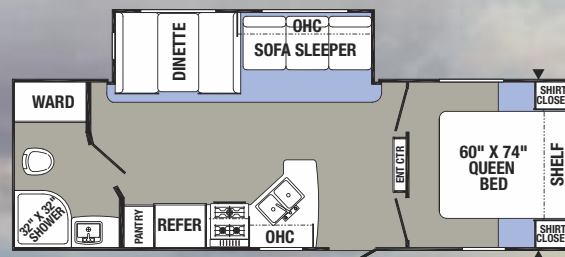
21FBC



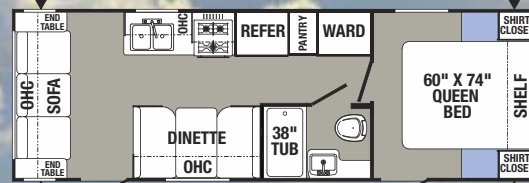
22RBC



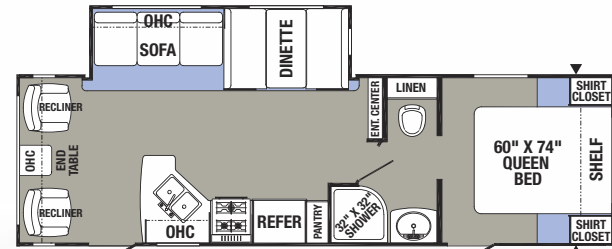
23FBC



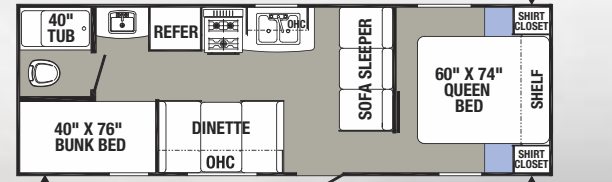
25RB5C



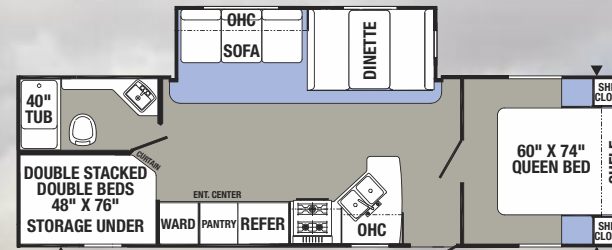
25R5C



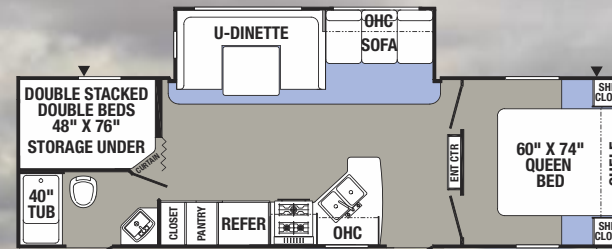
26RL5C



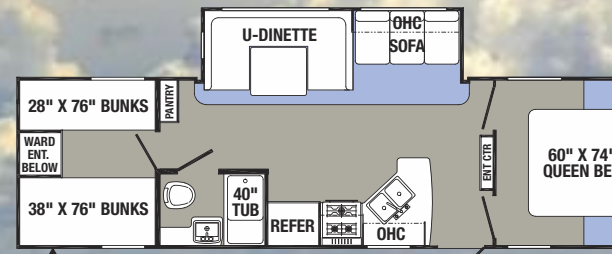
27FQC



27RBQC



28D5BC



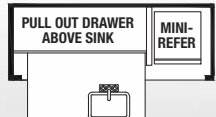
30D5C

Travel Trailer Options



OUTSIDE KITCHEN OPT W/GRILL

30D5C, 25TFC



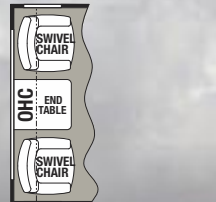
MINI CAMP KITCHEN OPT W/GRILL

22RBC, 27FQC, 27RBQC, 30D5C



MINI CAMP KITCHEN OPT W/GRILL

18FLC



CHAIR OPTION

25R5C

Model

Hitch Weight
Axle Weight
UVW
GVWR
CCC (Cargo Cap.)
Exterior Length
Exterior Height w/AC
Exterior Width
Fresh Water Cap. (gal)
Black Water Cap. (gal)
Grey Water Cap. (gal)
Tire Size (in)
Awning Size (ft) OPT.

Puma XLE Lite Toy Haulers

Puma XLE Lite leads the industry with a broad selection of well planned floorplans. Construction features include solid I-beam frames, one-piece 5/8" floor decking, one-piece rubber roofs and large fresh water tanks. Our tried and true, rack and pinion flush-floor slide system with superior sealing, is the most reliable on the market today. This system includes manual override. The available optional power awning features LED strip lighting. Molded ABS fender skirts and spoked rims add sleek styling! Customize your camping experience even more with packages and options designed to maximize comfort and convenience!

Packages & Options

Standard Value Leader Package (Required)

- Rear Stabilizer Jacks
- 45 Gal. Fresh Water Tank
- 3-Burner Cook Top (19' and above)
- 2-Burner Cook Top (18' and below)
- Tinted Windows
- Super Lube Axles
- Refrigerator
- Overhead Cabinets
- Beauflor Linoleum
- Wood Drawers
- Bath Skylight
- 6 Gal. Gas DSI Water Heater
- Grab Handle
- 20# Bottle with Cover
- Molded Fender Skirts
- Upgraded Color Metal
- Range Hood
- LED Lighting

Elite Package (Upgrade)

- Electric Awning
- Bedspread with Pillows
- Oven
- Microwave
- Front Stabilizer Jacks
- Tub Surround
- Outside Shower
- AM/FM/CD/DVD Stereo
- Spare Tire
- TV Antenna

XLE Express Package (Upgrade)

- Microwave
- Front Stabilizer Jacks
- Tub Surround

Electric Power Package (Upgrade)

- 4 Electric Stabilizer Jacks
- 3500 Lb. Electric Tongue Jack
- Electric Power Package

Additional Options

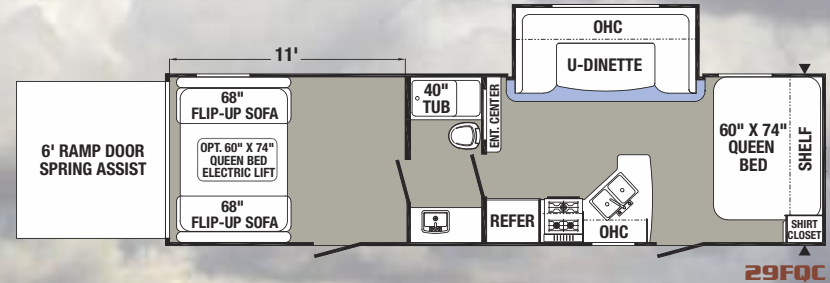
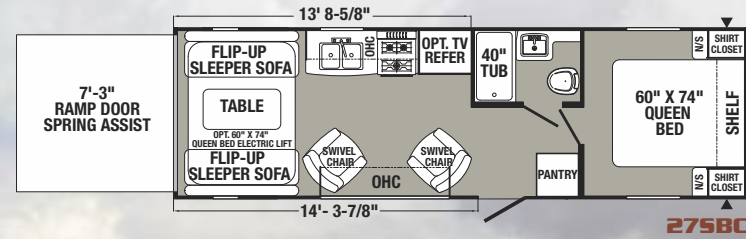
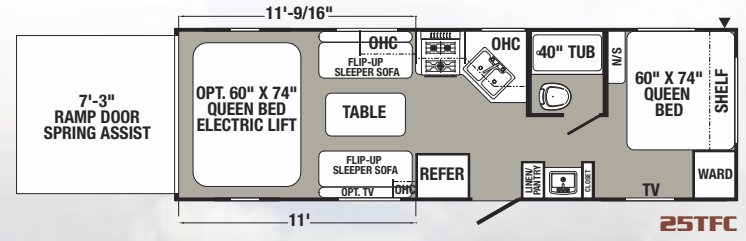
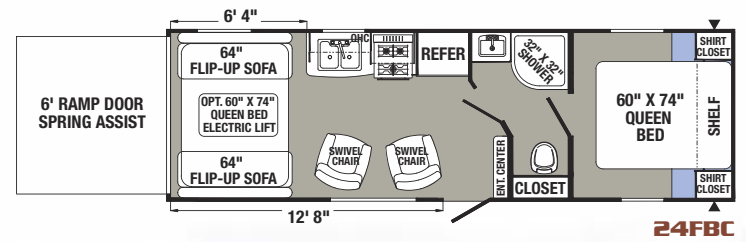
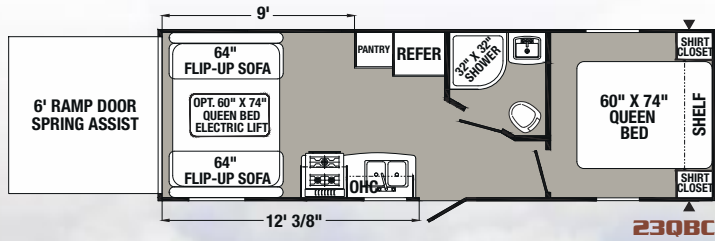
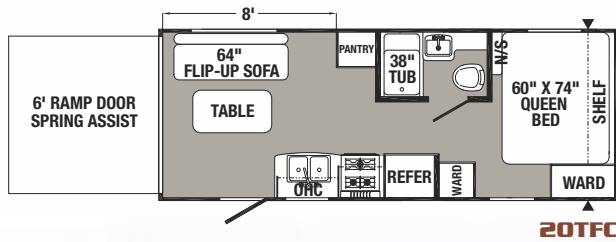
- 13,500 BTU Non-duct A/C
- 3 Cu. Ft. Gas/Electric Refrigerator (4.1 Cu. ft. 110V standard)
- Awning
- Electric Awning
- 6 Gal. Gas/Electric DSI Hot Water Heater
- Outside Grill
- Spare Tire and Carrier
- AM/FM/CD/DVD Stereo
- 2 Exterior Speakers
- TV Antenna with Cable Hook up
- Outside Shower
- Bedspread with Pillow Shams
- Bedroom TV Hook-up (Where available)
- Diamond Plate
- Roof Ladder
- Carbon Monoxide Detector
- Z240
- State Seal

19' and Above Additional Options

- 6 Cu. Ft. Double Door Refrigerator (5 Cu. ft. single door standard)
- Oven
- 13,500 BTU Ducted A/C
- 15,000 BTU Ducted A/C
- Mini Outside Camp Kitchen with Grill (Where available)
- Outside Kitchen with Grill (25TFC, 30DBSC)

Toy Hauler Options

- Single Electric Trac Queen Bed
- Double Electric Trac Queen Bed (25TFC, 27SBC)
- Colored Fiberglass Front Cap
- Mission Aluminum Rims
- Zip Screen
- Wash Down Kit
- 30 Gal. Fuel Puma Station



12RBC	17QBC	18FLC	18FBC	19RLC	20RDC	21FBC	22RBC	23FBC	25RBSC	25RSC	26RLSC	27FQC	27RBQC	28DSBC	30DBSC
295	403	474	382	425	398	479	435	600	550	529	712	572	687	648	754
2432	3021	3118	3048	3786	3712	4367	3770	3899	5110	4454	5368	3965	5208	5513	5546
2752	3462	3630	3466	4249	4148	4884	4243	4537	5698	4784	6118	4575	5933	6199	6338
3795	4803	4874	4782	6000	5800	6500	5800	6300	7300	6500	7712	6200	7687	7800	8000
1043	1341	1244	1316	1751	1652	1616	1557	1763	1602	1716	1594	1625	1754	1601	1662
16' 3"	22'	22' 4"	22' 4"	23' 7"	25' 0"	25' 3"	25' 10"	27' 4"	29' 6"	28'	31' 2"	29' 2"	33' 0"	32' 2"	33' 5"
10' 1"	10' 1"	10' 1"	10' 2"	10' 5"	10' 1"	10' 1"	10' 2"	10' 5"	10' 9"	10' 5"	10' 9"	10' 1"	11' 1"	10' 9"	10' 9"
96"	96"	96"	96"	96"	96"	96"	96"	96"	96"	96"	96"	96"	96"	96"	96"
51	51	51	51	51	51	51	51	51	51	51	51	51	51	51	51
30	30	35	30	35	35	35	35	35	30	35	35	35	30	30	35
30	30	35	35	30	35	35	35	35	35	35	35	35	65	65	35
14	15	15	15	14	14	14	14	14	15	14	15	15	15	15	15
7'	13'	11'	11'	15'	10'	14'	10'	16'	18'	16'	17'	17'	21'	17'	18'

Model	20TFC	23QBSC	24FBC	25TFC	27SBC	29FQC
Hitch Weight	687	647	775	745	868	1006
Axle Weight	4101	4503	4615	5354	5285	5726
UVW	4826	5188	5428	6137	6203	6770
GVWR	7400	7647	7775	8800	8800	9300
CCC (Cargo Cap.)	2574	2459	2347	2663	2597	2530
Exterior Length	24' 3"	28' 11"	29' 7"	29' 8"	30' 5"	34' 0"
Exterior Height w/AC	10' 11"	10' 11"	10' 11"	10' 11"	12' 0"	10' 11"
Exterior Width	96"	96"	96"	96"	96"	96"
Fresh Water Cap. (gal)	51	51	51	51	51	51
Black Water Cap. (gal)	35	35	35	35	30	35
Grey Water Cap. (gal)	35	35	35	35	35	35
Tire Size (in)	15	15	15	15	15	15
Awning Size (ft) OPT.	16'	16'	18'	14'	14'	21'



Living is easy with Puma XLE Lite

Enjoy breakfast, lunch and dinner in your Puma XLE Lite. This spacious L-shaped galley countertop with a high rise faucet and a large residential sink makes meal prep a breeze! A decorative backsplash surrounds the three-burner cooktop, shown with an optional oven.

The optional 6 cu. ft Dometic® gas/electric double door refrigerator/freezer has built-in crisper drawers and plenty of shelf space for large items.

Relax on the contemporary jack knife sofa with a handy flip-down drink tray. Convenient storage under the sofa holds plenty of oversized items. Chateau decor is shown.



Clever storage throughout keeps living areas tidy

When it's time to settle in and relax, Puma XLE Lite has just the right sleeping arrangement for your friends and family! The queen bed has two mirrored shirt closets and a convenient overhead shelf. The easy-to-access under bed storage has smooth, finished edge trim to avoid damage to delicate items.



PUMA


XLE LITE

by Palomino



This optional mini camp kitchen shown on the 27RBQC is complete with a 4 cu. ft. refrigerator, sink, faucet and a bumper mount grill, a convenient pull-out counter and storage drawer.

Decor Choices



GVWR (Gross Vehicle Weight Rating) - is the maximum permissible weight of the unit when fully loaded. It includes all weights, inclusive of all fluids, cargo, optional equipment and accessories. For safety and product performance do NOT exceed the GVWR.

GAWR (Gross Axle Weight Rating) - is the maximum permissible weight, including cargo, fluids, optional equipment and accessories that can be safely supported by a combination of all axles.

UVW (Unloaded Vehicle Weight)* - is the typical weight of the unit as manufactured at the factory. It includes all weight at the unit's axle(s) and tongue or pin and LP Gas. The UVW does not include cargo, fresh potable water, additional optional equipment or dealer installed accessories.

CCC (Cargo Carrying Capacity)** - is the amount of weight available for fresh potable water, cargo, additional optional equipment and accessories. CCC is equal to GVWR minus UVW. Available CCC should accommodate fresh potable water (8.3 lbs. per gallon). Before filling the fresh water tank, empty the black and gray tanks to provide for more cargo capacity.

*Estimated average based on standard build optional equipment. **Estimated average based on standard build optional equipment. Each Forest River RV is weighed at the manufacturing facility prior to shipping. A label identifying the unloaded vehicle weight of the actual unit and the cargo carrying capacity is applied to every Forest River RV prior to leaving our facilities. The load capacity of your unit is designated by weight, not by volume, so you cannot necessarily use all available space when loading your unit.

SINCE 1968

PALOMINO

Recreational Vehicles

Puma XLE by Palomino, a Division of Forest River, Inc.
2551 Century Drive ■ Goshen, IN 46528

www.palominorv.com



Puma XLE Owner "Digital Kit" App

Now you can have your Owner's Manual with you wherever you are.

Download our FREE App from the App Store or Google Play and you'll have the information right at your fingertips.

All information contained in this brochure is believed to be accurate at the time of publication. However, during the model year, it may be necessary to make revisions and Forest River, Inc., reserves the right to make all such changes without notice, including prices, colors, materials, equipment and specifications as well as the addition of new models and the discontinuance of models shown in this brochure. Therefore, please consult with your Forest River dealer and confirm the existence of any materials, design or specifications that are material to your purchase decision. ©2016 Puma by Palomino a Division of Forest River, Inc., a Berkshire Hathaway company. All Rights Reserved. 1/17

Your PUMA XLE Dealer



PRE-DELIVERY INSPECTION FACILITY

20,000 square feet of quality assurance. The bare essentials for a premium product. This state-of-the-art facility gives immediate daily feedback to production for quality assurance in every unit built.

24/7 EMERGENCY ROADSIDE ASSISTANCE

For a worry-free ownership experience Forest River includes one year of Coach-Net RV Technical & Roadside Assistance with each RV purchase. Whether new to the RV lifestyle or an experienced RV enthusiast, Forest River owners have 24/7 access to technical, operational and emergency road service coverage throughout the US & Canada. Coach-Net's fast, dependable service is just a phone call away.

Coach-Net®

RV Technical & Roadside Assistance



Learn More

Scan this barcode using a QR Reader on your smart phone to learn more about Forest River.



A Berkshire Hathaway company.

FREE MEMBERSHIP

to Forest River Owners' Group

www.forestriverfrog.com



CUSTOMER SATISFACTION



www.ForestRiverBuyLocal.com