

# SPORTSMEN® Show Stopper

## Travel Trailers



### Sportsmen Show Stopper

Travel Trailers	S242BHSS	S242SBHSS	S270RKSS	S280BHSS	S281RLSS	S291IKSS	S314BHSS	S314BHKSS	S322BHKSS
UVW (Unloaded Vehicle Weight)*	4,196	4,480	5,110	5,450	5,530	6,080	6,010	6,210	6,840
Dry Hitch Weight*	480	540	500	680	630	840	690	600	550
Dry Axle Weight*	3,716	3,940	4,610	4,770	4,900	5,240	5,320	5,610	6,290
NCC (Net Carrying Capacity)	1,804	1,520	1,890	1,550	1,470	2,720	1,990	1,790	1,960
GVWR	6,000	6,000	7,000	7,000	7,000	8,800	8,000	8,000	8,800
Interior Height	78"	78"	78"	78"	78"	78"	78"	78"	78"
Exterior Height w/ A/C	10' 1"	10' 1"	10' 7"	10' 8"	10' 7"	10' 11"	11'	11'	11' 2"
Exterior Width	96"	96"	96"	96"	96"	96"	96"	96"	96"
Exterior Length	26' 6"	26' 9"	28' 8"	30' 9"	29' 9"	32' 4"	32' 10"	32' 10"	34' 5"
Refrigerator (cu. feet)	6	6	6	6	6	6	6	6	6
Water Heater Cap. (gal. G/E w/DSI)	6	6	6	6	6	6	6	6	6
Fresh Water Cap. (gal.)	40	40	40	40	40	40	40	40	40
Waste Water Cap. (gal.)	32	32	32	32	32	32	32	32	32
Gray Water Cap. (gal.)	32	32	32	32	32	32	32	32	32
LP Gas Cap. (lbs.)	40	40	40	40	40	40	40	40	40
Furnace BTUs (1,000s)	20	20	25	25	25	25	25	25	30
Tire Size	14"	14"	14"	14"	14"	15"	15"	15"	15"
Awning	18'	18'	16'	15'	15'	16'	16'	16'	16'

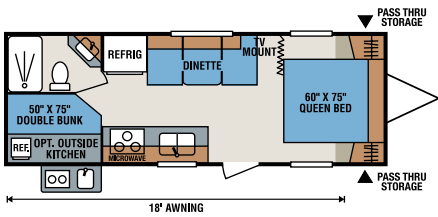
\*This weight reflects the rolling average unit weight for each model. Your trailer weight will vary according to optional equipment.

### Sportsmen Show Stopper LE

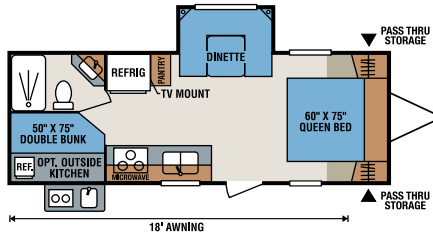
Travel Trailers	S242BHSS	S242SBHSS	S270RKSS	S280BHSS	S281RLSS	S291IKSS	S314BHSS	S314BHKSS	S322BHKSS
UVW (Unloaded Vehicle Weight)*	4,323	4,628	5,070	5,290	5,410	6,170	6,210	6,240	6,890
Dry Hitch Weight*	505	579	500	710	670	880	650	630	570
Dry Axle Weight*	3,818	4,049	4,570	4,580	4,740	5,290	5,560	5,610	6,320
NCC (Net Carrying Capacity)	1,677	1,372	1,930	1,710	1,590	2,630	1,790	1,760	1,910
GVWR	6,000	6,000	7,000	7,000	7,000	8,800	8,000	8,000	8,800
Interior Height	78"	78"	78"	78"	78"	78"	78"	78"	78"
Exterior Height w/ A/C	10' 1"	10' 1"	10' 8"	10' 7"	10' 7"	10' 7"	11'	11'	11' 2"
Exterior Width	96"	96"	96"	96"	96"	96"	96"	96"	96"
Exterior Length	26' 9"	26' 9"	28' 6"	30' 9"	29' 9"	32' 4"	32' 10"	32' 10"	34' 5"
Refrigerator (cu. feet)	6	6	6	6	6	6	6	6	6
Water Heater Cap. (gal. G/E w/DSI)	6	6	6	6	6	6	6	6	6
Fresh Water Cap. (gal.)	38	38	38	38	38	38	40	40	40
Waste Water Cap. (gal.)	32	32	32	32	32	38	32	32	32
Gray Water Cap. (gal.)	32	32	32	32	32	38	32	32	32
LP Gas Cap. (lbs.)	40	40	40	40	40	40	40	40	40
Furnace BTUs (1,000s)	20	20	25	25	25	25	25	25	30
Tire Size	14"	14"	14"	14"	14"	15"	15"	15"	15"
Awning	18'	18'	16'	15'	15'	16'	16'	16'	16'

\*This weight reflects the rolling average unit weight for each model. Your trailer weight will vary according to optional equipment.

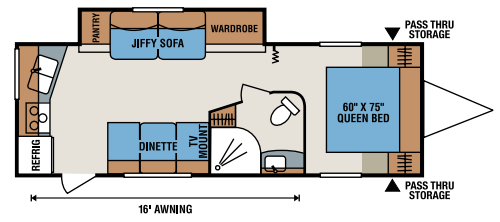
# Sportsmen Show Stopper & Show Stopper LE



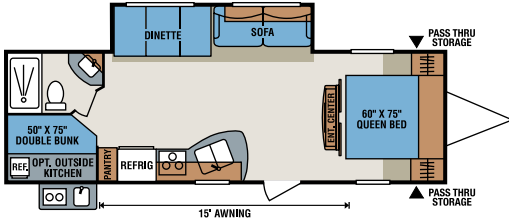
**S242BHSS**



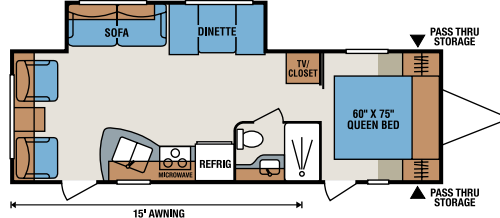
**S242SBHSS**



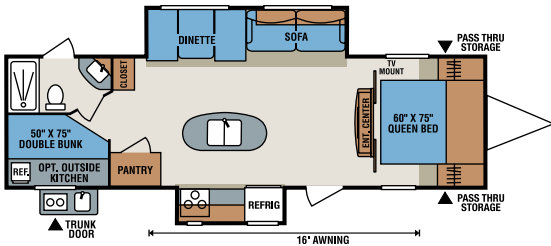
**S270RKSS**



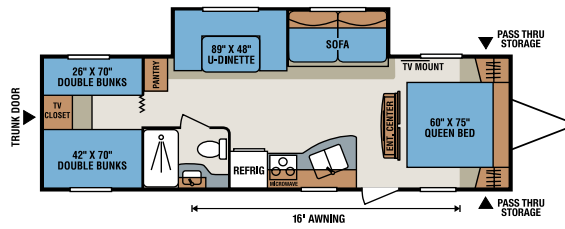
**S280BHSS**



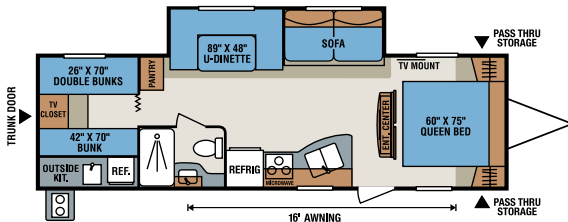
**S281RLSS**



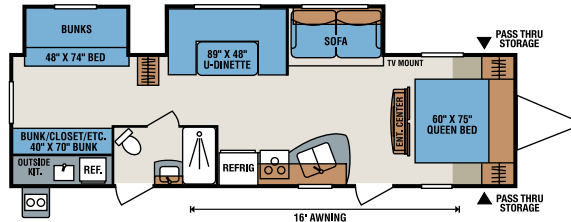
**S291IKSS**



**S314BHSS**



**S314BHKSS**



**S322BHKSS**

**2016  
Décor**



*Cocoa*

## Standards

- 3/8" Fully Walk On Roof with SuperFlex Roofing Material
- 1 Piece Seamless Roof
- 4 Stabilizer Jacks
- 6 Cubic Foot Refrigerator
- 6 Gallon Gas/Electric Water Heater
- 20 lb. Gas Bottles
- 30 Amp Service
- 13,500 BTU A/C
- Acrylic Sink with High-Rise Faucet
- AM/FM/CD Player
- Awning with Drip Rail and Spouts
- Border Accent Tape

- Built-In Medicine Cabinet with Mirror in Bath
- Cable Hook Up
- Cotton Cloud Deep Quilt Mattress
- Diamond Plate Rock Guard
- Extra Large Radius Baggage Doors
- Fiberglass Exterior (Not Available on LE)
- Large Overhead Cabinets
- LED Interior Lighting
- Linoleum From Front to Rear
- Microwave with Turntable
- Mini Blinds

- Monitor Panel
- Oven
- Patio Door Light
- Power Vent in Bath
- R7 Insulation
- Radius Entry Door
- Radius Truss Roof Rafters
- Range Hood with 12V Light and Exhaust Fan
- Rear Bumper with Sewer Hose Storage
- Reversible Quilted Comforter
- Roller Ball Bearing Drawer Guides
- Solid Wood Framed Mortise and Tenon Cabinet Doors

- Tinted Windows
- Tub Surround
- TV Antenna with Booster
- Water Heater Bypass Kit

## Options

- Exterior Speakers
- Lighted Power Tongue Jack
- Multi-Directional Lighted Power Awning (Forced Option on S291IKSS)
- Outside Kitchen (Where Available)
- Spare Tire/Carrier
- Stereo with DVD and Bluetooth



985 N 900 W • Shipshewana, IN 46565  
E-mail [kz@kz-rv.com](mailto:kz@kz-rv.com) • [www.kz-rv.com](http://www.kz-rv.com)

*Due to continual research and advances, manufacturer reserves the right to change specifications, design, price and equipment without notice, and assumes no responsibility for any error in this literature. Some items shown are not included as standard or optional equipment. ©2015KZ | 8/25/15 | 10M*