

DURANGO

GOLD

Fulltime Luxury Fifth Wheels



2016 Décor

Alabaster



Cappuccino



Driftwood



CONSTRUCTION FEATURES

- 101" Wide Body Construction
- 6-Sided 100% Aluminum Frame
- Extra-Reinforced Heavy-Duty Front FG Cap
- Radius Front Cap (for maximum turning radius on short bed trucks)
- 2" x 3" Welded Aluminum Fore & Aft Floor Joists
- 2" x 2" Welded Aluminum Sidewall Framing
- 5" Welded Aluminum Roof Trusses
- Lippert® Hydraulic Slide System w/ Selector Valves
- Steel Powder Coated I-Beam w/Drop-Frame Pass-Thru Storage (160 CU FT)
- Lamilux® High-Gloss Ivory-Colored FG
- All Weather Insulation PKG (roof, floor, ceiling, endcaps & tanks to R-38)
- R-11 2" Sidewalls (w/EGS metal backing strips to hold all int. cabinets)
- One-Piece ABS Slideroom Bottoms; Slideroom Floors Insulated to R-24
- Walk-On Superflex® TPO Roof Membrane
- 45 Degree Aluminum Roof Edge & Fully-Vented Attic System
- Additional Outside Frame-to-Wall Floor Insulation
- 3/8" Roof Decking
- 5/8" Tongue & Groove, Screwed & Glued Plywood Floor Decking
- Full Drop-Frame Aluminum Skirt on Doorside
- Pex® In-Floor Heated Waterlines & Kitchen Gray Pipes (all waterlines & drains are located above all insulation)
- Fully Heated & Enclosed Underbelly
- Double Insulated & Heated Holding Tanks (R-38 above & below tanks)

EXTERIOR FEATURES

- 7,000 LB Dexter® Axles w/Auto Adjusting Brakes & Height Adjusting Hangers

- 8-Lug Heavy-Duty Aluminum Rims w/16" E-Range Radial Tires
- EZ Flex® Rubberized Suspension
- 4-Step Entry Step w/LED Light
- Roto-Flex® Hitch Pin
- 100% Exterior LED Running Lights & Taillights
- Carefree® Electric Awning w/LED Awning Lightbar (& illuminated reminder switch)
- Touch Remote for Slides, Awnings, Exterior Lighting & Leveling
- Propane Bottles on same Side of Coach for Easy Access
- Sealed Battery Storage Compartment on Side of Coach (no battery boxes required)
- Dual Front Baggage Doors
- Side Slam Baggage Doors w/Gas Shock Lifts & Dual Locks
- 50 AMP Service w/Marine Power Cord
- Painted Front Cap w/LED Accent Lights
- Frameless Windows Throughout
- 15,000 BTU Ducted Roof AC w/Pre-Wire for Optional Ducted 13,500 BTU Bedroom AC
- 3" x 14" In-Floor Straight Line Heating System w/35,000 BTU Furnace
- 12 GAL Gas/Electric Hot Water Heater
- Dual-Function LED Entry Door Bug & Floodlight
- LED Docking Light & Sewer Hookup Light
- Swing-Away Assist Grab Handle
- Underneath Spare Tire w/Hoist & Roof Ladder
- Deluxe Heated Water Convenience Center (incl. black tank flush, power fresh tank water fill, winterizing system, outside shower & dry camping water siphon system)
- Fully-Finished, Heated & Sealed Basement Storage Compartment
- Camp Table & Patio Chairs Storage Compartment

- Heated & Enclosed Dump Valves
- Battery Disconnect
- Outside Speakers & Pre-Wire for Exterior TV
- Satellite Pre-Wire (roof & ground)

EXTERIOR OPTIONS

- 6-Point Hydraulic Auto Leveling System
- 2nd Lighted Power Awning on Door Side Slideroom (N/A 355, 372, 380, 381)
- Slideout Awning PKG (N/A if 2nd awning is optioned)
- Tailgate Storage System w/Bike Rack
- Dual-Pane Frameless Windows
- Generator Prep & OPT Onan® 5500 LP Generator
- 13,500 BTU Low-Profile Ducted Bedroom AC

LIVING ROOM/KITCHEN FEATURES

- Solid Surface Countertops w/Sink Covers w/Large Handholds
- LG Residential Stainless Steel Sinks
- Pullout High Arching Faucet & Residential-Style XL Pullout Kitchen Trashcan
- Pullout Spice Rack (most models)
- Dual Pullout Pots & Pans Drawers under Refrigerator & Stove
- Built-In Silverware Drawer
- Storage Shelf under Kitchen Sink
- Adjustable Pantry Shelves (N/A 372, 380)
- All Kitchen OH Cabinets have Shelf & Extra-Tall Slide Lips
- Heavy-Duty 100 LB Drawer Glides on Every Drawer
- Baltic Birch Drawer Boxes
- LED-Lighted Kitchen Cabinet Toe Kicks
- Flush-Mounted Glass Folding Stove Cover
- U.S.-Made LG Dining Table w/Removable Leaf & 2 Heavy-Duty Storage Seat Chairs & 2 Folding Chairs

- Kitchen Window (most models)
- Hidden Cabinet Door Hinges
- 5" Stainless Steel Cabinet Hardware
- Nightshades Throughout
- 3/8" Re-Bond Carpet Pad w/22 OZ Residential Carpet
- 30" Microwave above Range
- XL Light & Ceiling Fan Switches
- Faux Vinyl Soft Touch Ceiling
- Maxxair® Kitchen Fan w/Wall Controls
- Maxxair® Fan in Second Bath (366 & 372)
- XL Ceiling Crown Molding
- All LED Ceiling & Cabinet Lights w/Multiple On/Off Switches
- 39" – 50" HD LED TV on Swing Arm w/built-in storage behind TV (most models)
- 12V Entertainment System (DVD/Radio) w/Bluetooth, 4 Living Room Speakers
- Dual Residential Swivel Rocker Recliners
- Deluxe Hide-a-Bed Sofa in Living Room w/Throw Pillows

LIVING ROOM/KITCHEN OPTIONS

- Theater Seat IPO Dual Recliners
- Booth Dinette IPO Free-Standing Table & 4 Chairs (N/A 380, 381)
- 18 CU FT 120V Residential Refrigerator w/1000W Inverter (N/A 372) or 18 CU FT 4-Door RV Refrigerator (12 CU FT for 372)
- Maxxair® Bath & Bedroom Fan w/Wall Controls
- Central Vacuum System
- Fireplace w/Remote

BATHROOM/BEDROOM FEATURES

- 48" One-Piece FG Shower Stall w/Built-In Seat & Glass Doors
- Shower Skylight
- XL Solid Surface Bath Vanity w/Stainless Steel Sink
- Porcelain Foot-Flush Toilet

- All LED Lights in Bed & Bath w/Multiple Switches
- Heavy-Duty 100 LB Drawer Glides on all Drawers
- Extra-Wide Bed & Bath Hallway (most models)
- Pocket Door from Hall to Bath (most models)

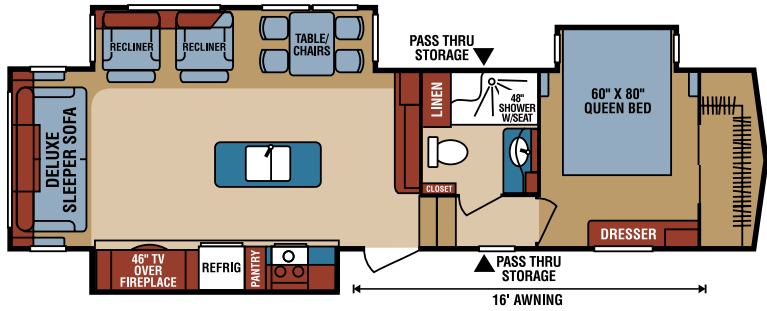
- Multiple Bath Towel Bars
- Power Vent Fans w/Power Switch in all Baths
- XL Bath Linen Closet
- XL Deep Bedroom Walk-In Closet
- Dual Washer & Dryer Prep
- XL Under-Bed Storage
- Luxurious Bedspread & Pillow Shams
- 32" HD Flat Panel Bedroom TV & Bedroom Speakers
- 72" x 80" King-Size Cotton Cloud® Memory Foam Mattress w/Gel Top (N/A 355, 359)

BATHROOM/BEDROOM OPTIONS

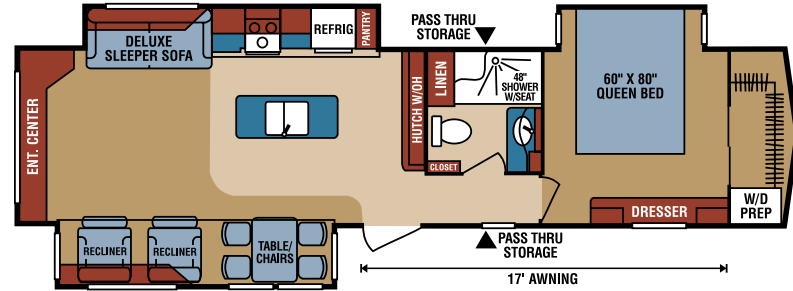
- 60" x 80" Queen-Size Cotton Cloud® Memory Foam Mattress w/Gel Top (std. 355, 359)

BONUS FEATURES

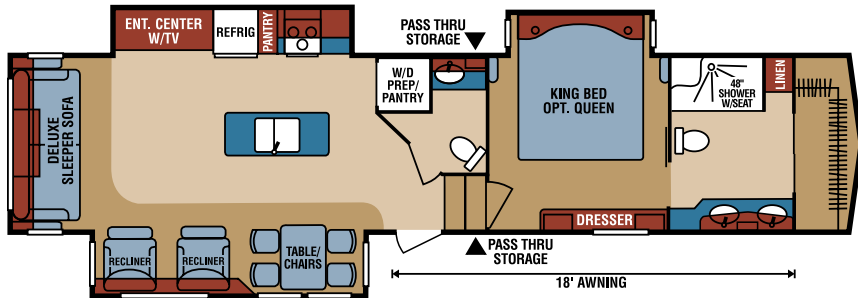
- 2-Year Limited Warranty (see flyer)
- Lightest high-profile, wide body, luxury fifth wheels in the industry (average weight is 11,500 LBS)
- K-Z has received the Dealer Satisfaction Index Award 14 Years
- K-Z's 43 years of stable, dedicated manufacturing experience, coupled with its predominant Amish workforce, heritage and commitment to superb quality, allow us to produce the lowest-priced luxury fifth wheel available



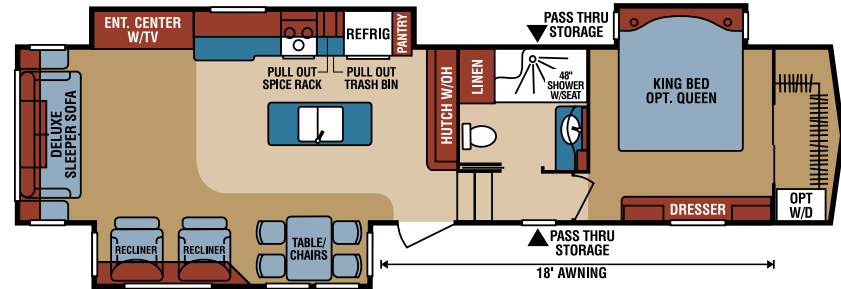
G355RLT UVW 10,900 • Dry Hitch Wt. 2,290 • NCC 2,900 • GVWR 13,800 • Length 35' 6"



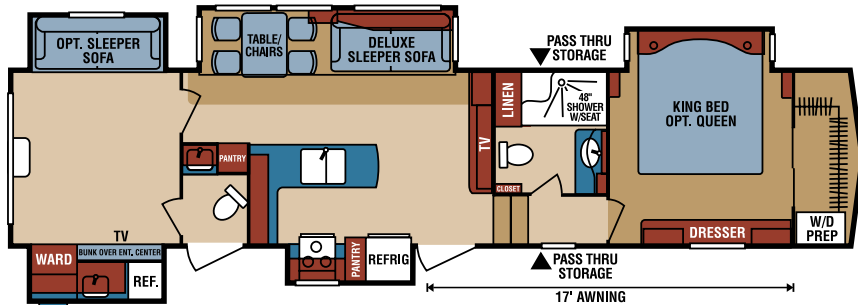
G359RET UVW 10,640 • Dry Hitch Wt. 2,190 • NCC 2,960 • GVWR 13,600 • Length 35' 10"



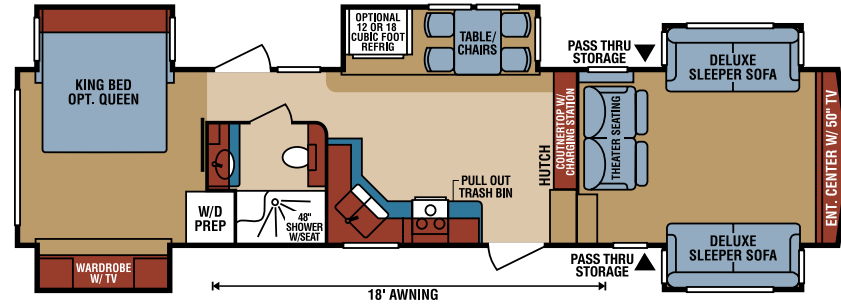
G366FBT UVW 11,470 • Dry Hitch Wt. 2,240 • NCC 3,030 • GVWR 14,500 • Length 40' 4"



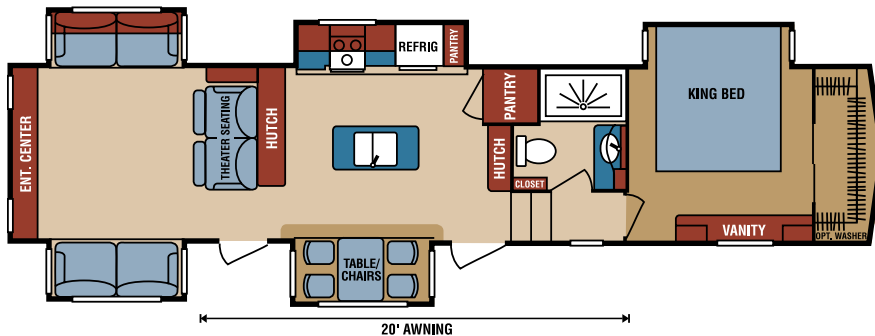
G370RLT UVW 11,686 • Dry Hitch Wt. 2,250 • NCC 2,814 • GVWR 14,500 • Length 39' 6"



G372BHF UVW 12,804 • Dry Hitch Wt. 2,250 • NCC 2,191 • GVWR 14,995 • Length 40' 5"



G380FLF UVW 12,120 • Dry Hitch Wt. 2,250 • NCC 2,875 • GVWR 14,995 • Length 40' 6"



G381REF UVW TBD • Dry Hitch Wt. TBD • NCC TBD • GVWR TBD • Length TBD

NOTE: UVW (Unloaded Vehicle Weight) and Dry Hitch Weight reflect the rolling average unit weight for each model. Your trailer weight will vary according to optional equipment.



985 N 900 W • Shpshewana, IN 46565
E-mail kz@kz-rv.com • www.kz-rv.com

Due to continual research and advances, manufacturer reserves the right to change specifications, design, price and equipment without notice, and assumes no responsibility for any error in this literature. Some items shown are not included as standard or optional equipment.