

2500 DURANGO

Full Profile Fifth Wheels



2016 Décor

Alabaster



Cappuccino



Driftwood



CONSTRUCTION FEATURES

- 6-Sided 100% Aluminum Frame
- Steel Powder Coated I-Beam w/Drop-Frame Pass-Thru Storage (160 CU FT of storage)
- R-11 2" Block Foam Bonded Sidewalls w/EGS Metal Backing Strips (to support all int. cabinets)
- Lamilux® Gelcoat High-Gloss-Colored FG
- One-Piece ABS Slideroom Bottoms; Slideroom Floors Insulated to R-24
- Additional Outside Frame-to-Wall Floor Insulation
- Walk-On Superflex® TPO Roof Membrane
- 5/8" Tongue & Groove, Screwed & Glued Plywood Floor Decking
- Fully-Vented Attic System
- Completely Heated Water System
- Pex® In-Floor Heated Waterlines & Kitchen Gray Pipes (all waterlines & drains are located above all insulation)
- Fully Heated & Enclosed Underbelly
- Radius Front Cap (for maximum turning radius on short bed trucks)
- Extra-Reinforced Heavy-Duty Front FG Cap
- All Weather Insulation PKG (upgrades roof, floor, ceiling, endcaps & tanks to R-38)

EXTERIOR FEATURES

- Front Electric Jacks
- Dexter® Axles w/Auto Adjusting Brakes & Height Adjusting Hangers
- 8-Lug Heavy-Duty Aluminum Rims w/16" E-Range Radial Tires
- Equa-Flex® Rubberized Suspension
- 100% Exterior LED Running Lights & Taillights

- LED Front Docking Light & Sewer Hookup Light
- Dual Function LED Entry Door Bug & Floodlight
- Carefree® Electric Awning w/Directional LED Light Kit (at end of awning, w/interior reminder switch)
- Propane Bottles on Same Side of Coach for Easy Access
- Side-Mounted Sealed Battery Compartment
- Painted Front Cap
- Frameless Windows Throughout
- 50 AMP Service w/Marine Power Cord
- 15,000 BTU Ducted Roof AC w/Pre-Wire for Optional 13,500 BTU Bedroom AC
- 3" x 14" Foam-Core In-Floor Straight-Line Heating System w/35,000 BTU Furnace
- Deluxe Heated Water Convenience Center (incl. black tank flush, power fresh tank water fill, winterizing system, outside shower & siphon for dry camping)
- Fully-Finished, Heated & Sealed Basement Storage Compartment
- Heated & Enclosed Dump Valves
- 12 GAL Gas/Electric/DSI Hot Water Heater
- Swing-Away Assist Grab Handle
- Roof Ladder
- No-Slide Rubberized Basement Flooring
- Dual Lock Basement Storage Slam Latches
- Satellite Pre-Wire (roof & ground)
- Outside Speakers & Pre-Wire for Exterior TV
- Full-Perimeter Rain Gutter System (incl. rear & additional gutters over sliderooms)
- Battery Disconnect

EXTERIOR OPTIONS

- Generator Prep & OPT Onan® 5500 LP Generator
- Tailgate Storage System w/Bike Rack
- 4-Point Automatic Leveling System (must option One-Touch remote)
- One-Touch Remote for Slides, Awning, Exterior Lights & Leveling Jacks
- Dual-Pane Frameless Windows
- Roto-Flex® Rubberized Pin Box

LIVING ROOM/KITCHEN FEATURES

- Solid Surface Kitchen Countertops & Sink Covers w/Large Handholds
- LG Residential Stainless Steel Sinks
- Pullout High Arching Faucet
- Storage Shelf under Kitchen Sink
- Heavy-Duty 100 LB Drawer Glides on Every Drawer
- Baltic Birch Drawer Boxes
- 8 CU FT Refrigerator
- 22" High-Output Oven w/Broiler
- 22" Microwave
- Kitchen Window (most models)
- All-Wood Lumber Core Screwed Cabinets w/Hardwood Doors
- 5" Stainless Steel Cabinet Hardware
- Nightshades Throughout
- 3/8" Re-Bond Carpet Pad w/22 OZ Residential Carpet Throughout
- XL Toggle Light Switches
- Faux Vinyl Ceiling
- LG Ceiling Crown Molding
- All LED Ceiling & Cabinet Lights w/Multiple On/Off Switches

- Deluxe Residential-Style Furniture
- 39" LED TV w/Swing Arm Bracket & Storage behind TV (most models)
- 12V Entertainment System (DVD/radio) w/Bluetooth
- 4 Living Room Speakers
- Adjustable Pantry Shelves (where applicable)
- All Kitchen OH Cabinets incl. Shelf & Extra-Tall Slide Lips
- Wood-Top Booth Dinette Tables
- 4" High Density Foam Cushions on all Booth Dinettes
- Dual Pots & Pans Drawers in all Booth Dinette Seats
- Ceiling Fan
- Dual Residential Swivel Rocker Recliners
- Deluxe Hide-a-Bed Living Room Sofa

LIVING ROOM/KITCHEN OPTIONS

- 12 CU FT Side-by-Side RV Refrigerator (315, 325, 346, 348 only) or 18 CU FT 120V Residential Refrigerator & 1000W Inverter (325, 348 only)
- Maxxair® Fan w/Wall Controls (kitchen, living room, bath, bedroom)
- U.S.-Made Free-Standing Table w/Leaf & 4 Chairs
- Fireplace w/Remote
- Central Vacuum System

BATHROOM/BEDROOM FEATURES

- 48" One-Piece FG Shower Stall w/Built-In Seat & Glass Doors
- Shower Skylight
- Porcelain Foot-Flush Toilet

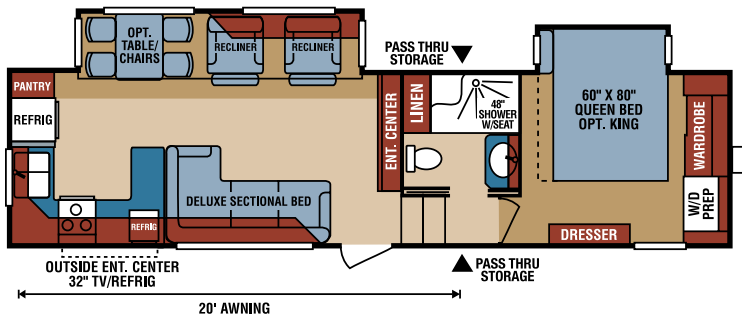
- All LED Lights in Bed & Bath w/Multiple Large Switches
- Power Vent Fans w/Wall Power Switch in all Baths
- Heavy-Duty 100 LB Drawer Glides on all Drawers
- XL Bath Linen Closet
- One-Level, Full-Height Bedrooms
- Padded Headboard w/Power on Both Sides of Bed
- XL Under-Bed Storage
- Luxurious Bedspread & Pillow Shams
- Bedroom Speakers
- Dual Drawers, Large Hanging Space & Washer & Dryer Prep in Front Closet
- Bedroom TV Pre-Wire
- 60" x 80" Queen Bed

BATHROOM/BEDROOM OPTIONS

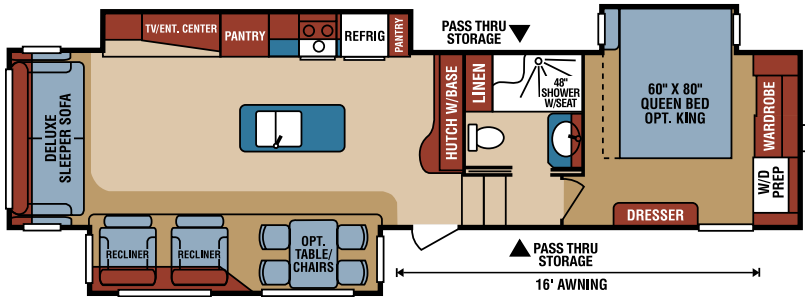
- 72" x 80" King-Size Bed (N/A 318)
- Upgraded Cotton Cloud® Memory Foam Mattress w/Gel Top
- HD Flat Panel Bedroom TV w/Swing Arm Bracket
- 13,500 BTU Ducted Bedroom AC

BONUS FEATURES

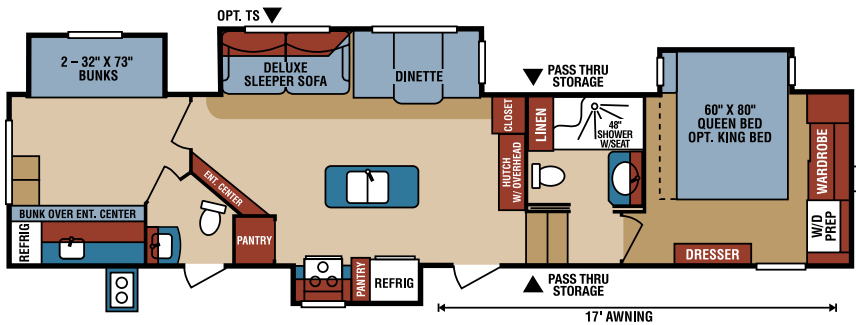
- 2-Year Limited Warranty (see flyer)
- K-Z has received the Dealer Satisfaction Index Award for 14 years
- K-Z's 43 years of stable, dedicated manufacturing experience, coupled with its predominant Amish workforce, heritage and commitment to superb quality, allow us to produce the lowest-priced luxury fifth wheel available.



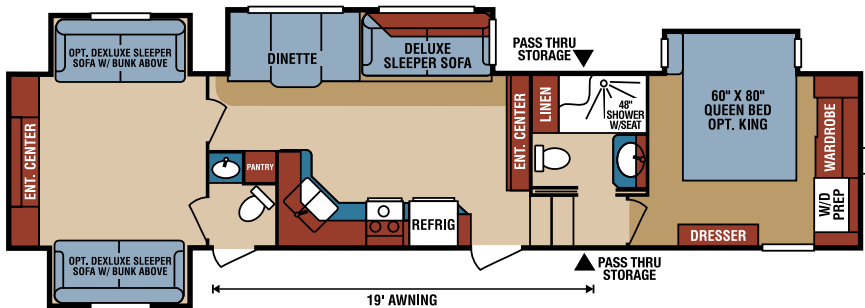
D315RKD UVW 9,820 • Dry Hitch Wt. 1,880 • NCC 2,680 • GVWR 12,500 • Length 34' 6"



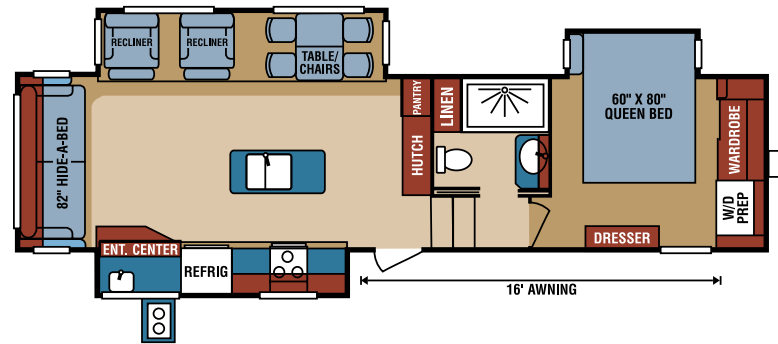
D325RLT UVW 10,290 • Dry Hitch Wt. 2,100 • NCC 2,710 • GVWR 13,000 • Length 36' 8"



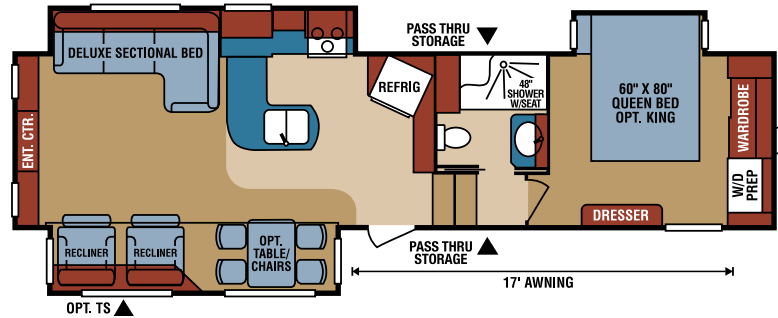
D346BHQ UVW 11,270 • Dry Hitch Wt. 2,090 • NCC 2,130 • GVWR 13,400 • Length 39' 11"



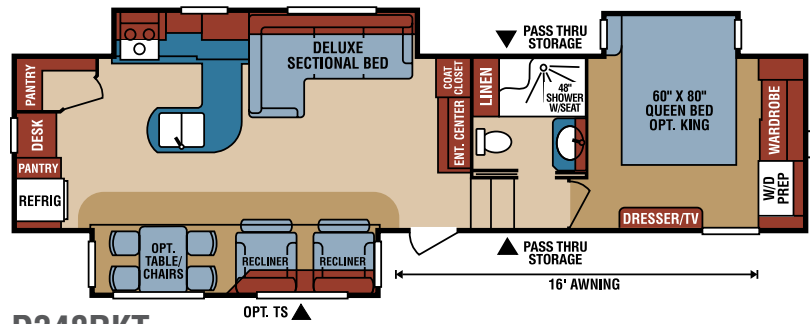
D349BHQ UVW TBD • Dry Hitch Wt. TBD • NCC TBD • GVWR TBD • Length 40' 8"



D318RLT UVW 10,360 • Dry Hitch Wt. 2,030 • NCC 2,640 • GVWR 13,000 • Length 34' 11"



D336RET UVW 10,070 • Dry Hitch Wt. 1,830 • NCC 2,430 • GVWR 12,500 • Length 35' 4"



D348RKT UVW 10,590 • Dry Hitch Wt. 1,840 • NCC 2,810 • GVWR 13,400 • Length 36' 10"

NOTE: UVW (Unloaded Vehicle Weight) and Dry Hitch Weight reflect the rolling average unit weight for each model. Your trailer weight will vary according to optional equipment.



985 N 900 W • Shpshewana, IN 46565
E-mail kz@kz-rv.com • www.kz-rv.com

Due to continual research and advances, manufacturer reserves the right to change specifications, design, price and equipment without notice, and assumes no responsibility for any error in this literature. Some items shown are not included as standard or optional equipment.