

Ameri-Lite

Ultra-Lite


GULF STREAM
COACH INC.



GULF STREAM
COACH INC.



239BH in Terra Cotta




At Gulf Stream we know the importance of feeling comfortable in the kitchen. Meals will be a pleasure to prepare in the Ameri Lite's efficiently designed kitchen space.



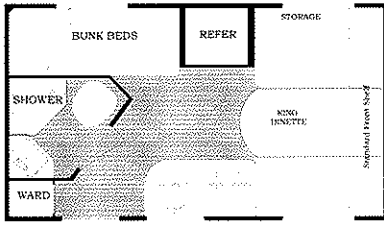
Rediscover America! It's spacious, open and the views are spectacular.

For that home away from home feel, nothing beats the Ameri Lite for spaciousness and livability! Choose the floor plan that fits your family's needs, pick your favorite decor from the professionally designed interior decor packages, and start enjoying quality time with your family in tow - only in the Ameri Lite by Gulf Stream.



Lined drawers with roller bearing guides for ease and cleanliness

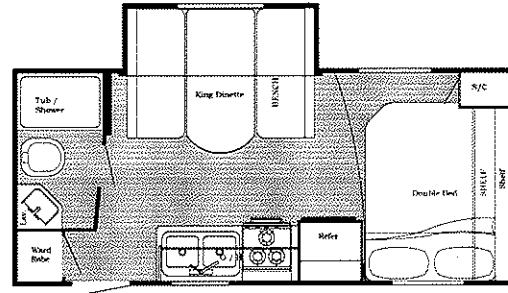
Floor Plans & Specifications



MODEL 15 BH

Length.....17'2"
 Width.....90"
 Height w/AC.....114"
 Interior Height.....6'4"

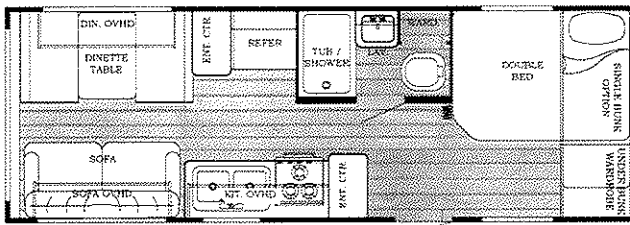
Carrying Capacity.....1,232
 Hitch Weight.....230
 Dry Weight.....2,496
 Fresh Water.....30
 Waste Water Tank.....54



MODEL 19 KD

Length.....21'8"
 Width.....90"
 Height w/AC.....116"
 Interior Height.....6'4"

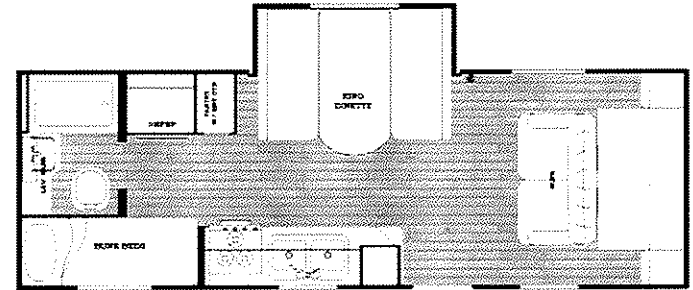
Carrying Capacity.....3,632
 Hitch Weight.....360
 Dry Weight.....3,728
 Fresh Water.....30
 Waste Water Tank.....54



MODEL 23 BW

Length.....26'2"
 Width.....90"
 Height w/AC.....114"
 Interior Height.....6'4"

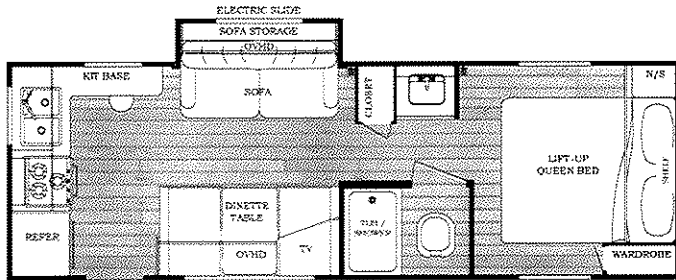
Carrying Capacity.....2,742
 Hitch Weight.....670
 Dry Weight.....3,928
 Fresh Water.....30
 Waste Water Tank.....54



MODEL 239 BH

Length.....22'5"
 Width.....90"
 Height w/AC.....116"
 Interior Height.....6'4"

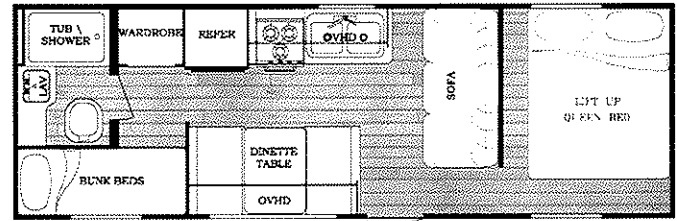
Carrying Capacity.....1,950
 Hitch Weight.....670
 Dry Weight.....4,380
 Fresh Water.....30
 Waste Water Tank.....72



MODEL 24 RK

Length.....27'5"
 Width.....90"
 Height w/AC.....116"
 Interior Height.....6'4"

Carrying Capacity.....2,949
 Hitch Weight.....490
 Dry Weight.....4,241
 Fresh Water.....30
 Waste Water Tank.....54




MODEL 25 BH

Length.....27'5"
 Width.....90"
 Height w/AC.....116"
 Interior Height.....6'4"

Carrying Capacity.....3,500
 Hitch Weight.....440
 Dry Weight.....3,940
 Fresh Water.....30
 Waste Water Tank.....54

Interior Decor



Terra Cotta

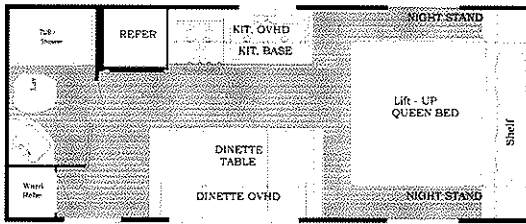


Wheat Tan



Some of the Many Standards

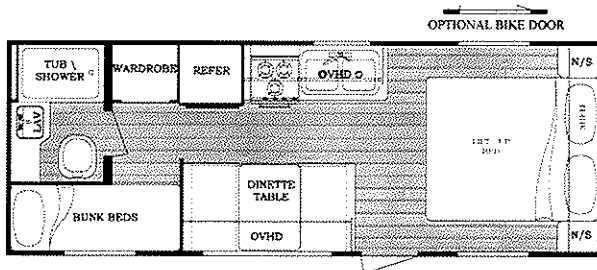
- One piece roof (12 year warranty)
- Electric brakes
- Furnace with electric ignition
- Tubular steel, Cambered frame
- Floor joists - 13" on center
- Floor decking screwed and glued
- Wall studs every 16" or less on center
- Radius entry door
- Roller bearing drawer guides
- Hardwood drawer fronts
- Vinyl lined drawers
- Tapered roof rafters
- Fiberglass insulation - hand cut and glued
- 6 gallon gas water heater
- Hardwood mortise and tenon cabinet doors
- Mini blinds throughout
- 3-burner range top
- Flush mount refrigerator
- Easy store sofa/bed (most models)
- System monitor panel
- Designer window treatments
- Front diamond plate
- Fender skirts
- Bed lifts for easy access
- Black frame safety glass windows
- 45 amp power converter



MODEL 21 MB

Length.....22'7"
 Width.....90"
 Height w/AC.....114"
 Interior Height.....6'4"

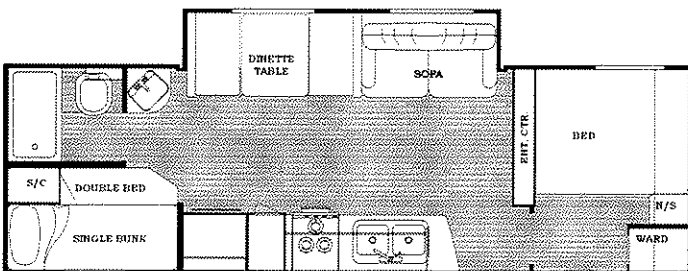
Carrying Capacity.....1,125
 Hitch Weight.....340
 Dry Weight.....3,215
 Fresh Water.....30
 Waste Water Tank.....54



MODEL 24 BH

Length.....25'1"
 Width.....90"
 Height w/AC.....114"
 Interior Height.....6'4"

Carrying Capacity.....2,295
 Hitch Weight.....430
 Dry Weight.....3,625
 Fresh Water.....30
 Waste Water Tank.....54




MODEL 255 BH

Length.....28'10"
 Width.....90"
 Height w/AC.....116"
 Interior Height.....6'4"

Carrying Capacity.....2,740
 Hitch Weight.....620
 Dry Weight.....4,880
 Fresh Water.....30
 Waste Water Tank.....54

All weights shown are in dry condition, without options or fluids. Please add additional options and features. Consult the weight tag inside kitchen cabinet and your tow vehicle owners manual for more information.



LE Package

- 13,500 BTU Roof air conditioner
- Roll out awning
- Microwave oven
- TV antenna
- Stabilizer jacks

Platinum Package


- AM/FM CD/DVD Touchplex stereo theatre
- 3 burner cooktop with oven
- Outside shower
- Extra cabinet overhead
- Upgraded TV antenna



239BH in Terra Cotta


For that home away from home feel, nothing beats the Ameri Lite for spaciousness and livability!

Ameri-Lite
Ultra-Lite




1

Ameri-Lite's Sleeper Sofa
Sleeper Sofa optional on 21MB and 24BH
and Standard on 239BH

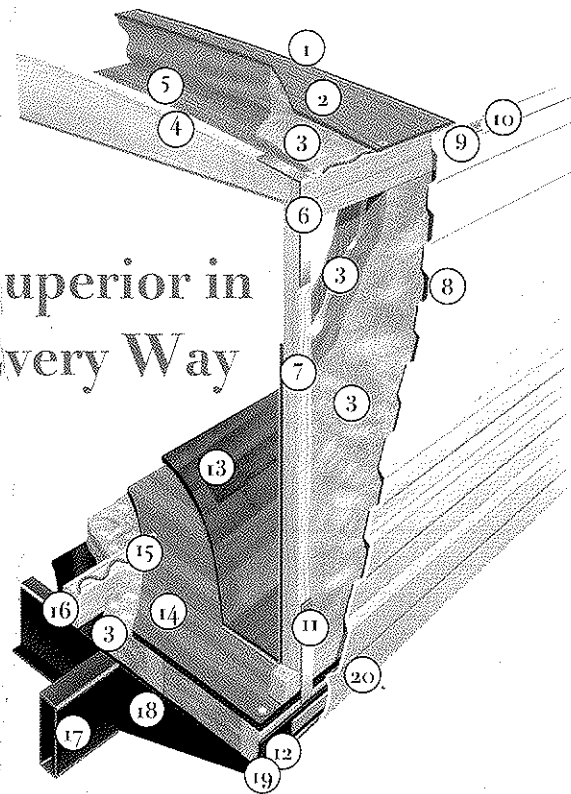


2

"Double option" sleeper sofa is a sofa during the day and queen bed at night. The queen bed offers the comfort of an additional 5" foam mattress on top of the sofa cushions. The Sleeper Sofa has 2 standard night stands for convenience and comfort.



Superior in Every Way



Ameri-Lite
Ultra-Lite

24 Month Warranty on Structural Components

In addition to our standard one year warranty, Gulf Stream Coach, Inc. offers an exclusive 24 month warranty on structural components. In addition, major component manufacturers are providing 24 month warranties on their products installed in Gulf Stream units such as refrigerator, antenna, furnace, water heater, air conditioner, awning, range, microwave and more. See official written Gulf Stream warranty for complete details and restrictions.

Quality, Value & Innovation Since 1983

Gulf Stream Coach is a privately owned company with over 26 years of RV manufacturing experience.

RV dealers and consumers look to Gulf Stream for high-value products offering quality construction, innovative features, contemporary design, unmatched service, and continual support.

Gulf Stream offers the largest product line in the industry. From entry level travel trailers to luxury motorhomes - all use the most advanced manufacturing techniques.

www.GulfStreamcoach.com

For more information and available options, contact your local Gulf Stream Dealer, www.GulfStreamcoach.com, or Gulf Stream Coach, Inc. Gulf Stream reserves the right to make changes in prices, colors, materials, components, and specifications and to discontinue models at any time without notice or obligation. Assumes no responsibility for any error in type or print reproduction of specifications or floor plans in this brochure. Photos may show equipment or items that are optional and are not included in the price of the trailer. Experience and review a current model at your nearest dealer.

©2010 Gulf Stream Coach, Inc. Nappanee, Indiana U.S.A.

1. One-piece, seamless roof with 12 year warranty
2. Strong wood roof decking, glued and screwed
3. Thick blanket of hand-cut fiberglass insulation for long lasting energy efficiency. Glued to bond to sidewalls to prevent slipping
4. Solid roof rafter
5. Interior ceiling board
6. Galvanized steel straps - used to increase the roof-to-sidewall strength
7. Sturdy wood sidewall construction, 16" on centers (Walls are always set on the floor, not next to it, for maximum strength - and screwed into place)
8. Exterior aluminum siding with baked enamel finish
9. Butyl caulking for superior seal and less black streaks
10. Drip rail/awning rail, screwed to roof framing helps keep unit clean
11. Galvanized steel straps used to increase the sidewall-to-floor transition strength and solidify our unibody construction
12. Tough poly max underbelly wrapped up sides and end protects against moisture and debris
13. Durable heavy gauge linoleum floor covering
14. 5/8" floor decking glued and screwed to floor joists (NA 15" and 17")
15. Thick blanket of fiberglass insulation
16. Sturdy wood floor joist system, 13" or less O.C.
17. Tubular steel frame
18. Full width steel outriggers - superior strength & support
19. Steel bolts to secure floor to steel outriggers
20. Heavy gauge radius lower metal


Post Office Box 1005 Nappanee, IN 46550

• Your Gulf Stream Coach Dealer •

Jerry's Trailers & Campers, Inc.
2601 South 13th St.
Norfolk, NE 68701
(402) 371-1306
www.jerrystrailers.com