

AEROLITE

Seven

*The Original
Super Light Weight Trailer*



*Designed specifically for today's minivans and
sport utility vehicles*

AERO
in Canada

Standard Features & Options



World Class exterior styling gives the Aerolite "Seven" unmatched towability and good looks plus generous amounts of exterior storage.

Popular Options

	APPROX. WT.
• Awning A&E 8300	40-50#
• Air conditioning 7,100 BTU	75#
• Air conditioning 13,500 BTU	104#
• AM/FM cassette w/2 speakers	2#
• Stereo prep (2 speakers, wire, antenna)	1#
• Chair	35#
• Microwave oven	30#
• Monitor panel	1#
• Spare tire, carrier, cover	40#
• TV antenna w/cable hookup	6#
• Roof rack and ladder	15#

EXTERIOR

- Built-in twin 20# bottles w/auto changeover
- One piece Durashell roof w/12-year warranty
- Filon® fiberglass exterior skin w/2-year warranty
- AL-KO chassis 5-year warranty
- 24" entry door w/window & screen door, radiused corners
- Entry step (double step FW)
- Corrosion-free sewer hose compartment
- Locking exterior storage
- Radiused jalousie windows
- Enclosed gas bottle compartment
- 2" Kingpin, FWs
- Flush mounted rock guard

CONSTRUCTION

- Welded aluminum framed, laminated floor
- Painted aluminum, laminated underbelly
- Welded aluminum framed, laminated walls
- Welded aluminum framed, laminated roof
- Air conditioner ready

RUNNING GEAR

- German engineered galvanized steel imported chassis (TTs)
- Box tubular steel frame (FWs)
- Rubber ride independent torsion suspension
- Goodyear radial tires
- Torsion axle(s) (Single axle on 16RK)
- White spoked wheels
- 10" Electric brakes – all wheels
- Galvanized steel rear bumper
- Seamless polyethylene wheel wells
- ABS fender skirt w/hidden fasteners
- 2 Stabilizer jacks, rear (TTs)

ELECTRICAL

- 30 amp, 28' power cord
- Pre-wired for air conditioner
- Pre-wired for microwave
- 120 volt power center
- Outside 120 volt receptacle
- Patio light
- Ceiling lights w/wall switches
- Battery box with positive ventilation/exterior access
- 40 amp, whisper quiet power converter w/charger

APPLIANCES/EQUIPMENT

- Dometic refrigerator (flush mount) (2-door on 25' models)
- Magic Chef 3 burner range top
- Microwave ready

APPLIANCES/EQUIPMENT (cont.)

- 6 gallon water heater
- Double bowl stainless sink
- Sink cover
- Furnace, 20,000 BTU (16,000 BTU on 16RK)
- Demand water pump
- Water heater bypass kit
- Power range hood w/light

INTERIOR

- Reversible cushions
- Cabinet bunk(s) (most models)
- Panoramic galley window
- Lined designer drapes w/tiebacks & sheers
- Mini blind at galley window
- Designer valances
- Armstrong no wax vinyl flooring
- High pressure laminated countertops w/brass trim
- Fabric trimmed dinettes & entry door
- Oak framed cabinet doors w/brass knobs (struts on overhead doors)
- Euro-look cabinetry
- Roof vent(s)
- Bedspread (double or queen)
- Headboard (double or queen)
- High pressure laminated tables w/brass trim (free-standing most models)

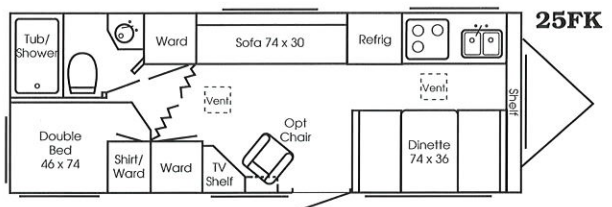
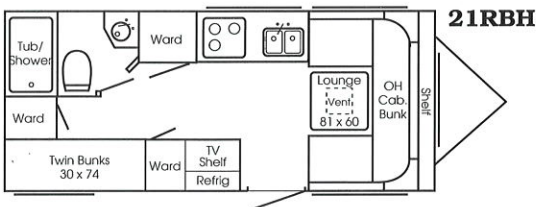
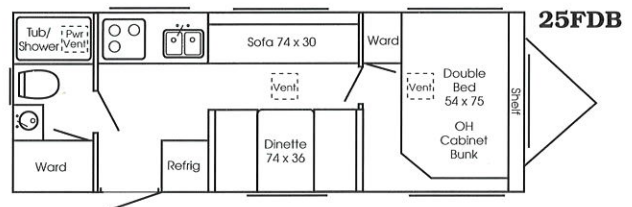
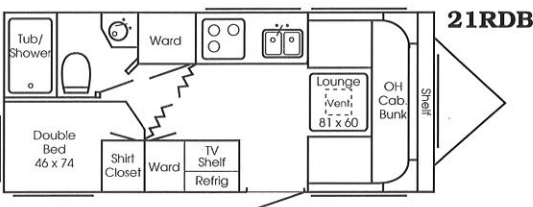
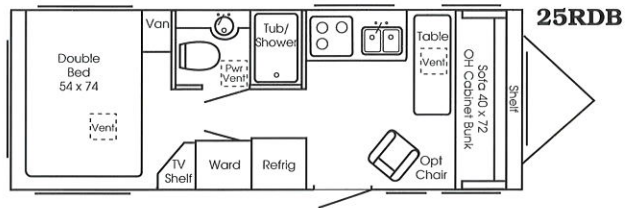
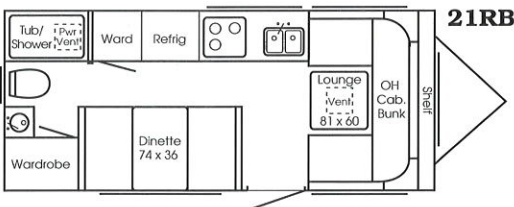
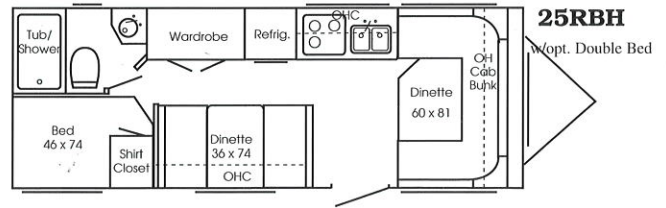
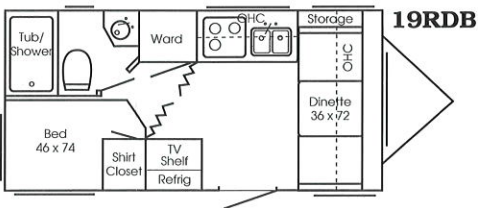
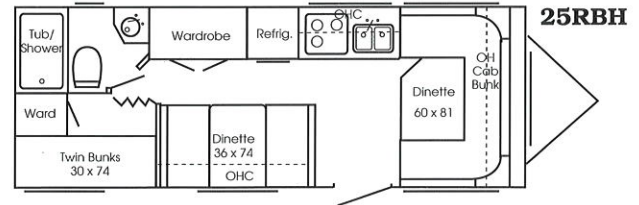
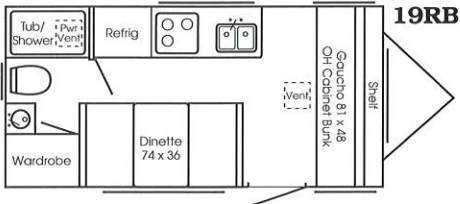
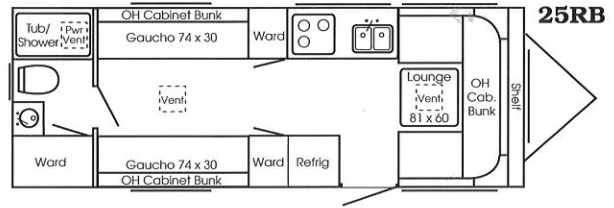
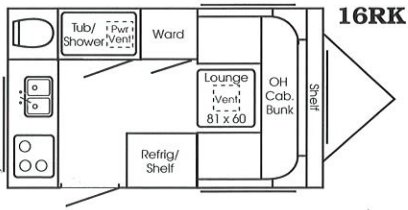
SAFETY

- Flush door latch w/dead bolt lock
- Safety chains (N/A FW)
- Break-away switch
- 120 volt GFI protected circuits
- Smoke detector
- LP detector
- Fire extinguisher

BATH

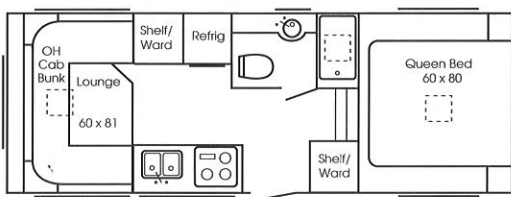
- Reinforced ABS seat tub (shower pan 16RK)
- Medicine cabinet w/mirror door (except 16RK)
- Power roof vent (except 16RK)
- Thetford toilet
- Shower curtain w/valance
- Towel bar, toothbrush holder & toilet tissue holder

7' Wide Travel Trailers

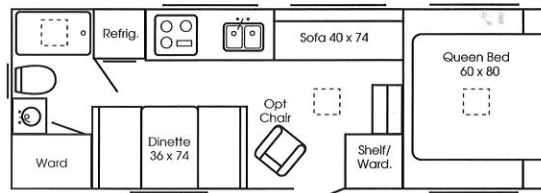


7' Wide Fifth Wheels

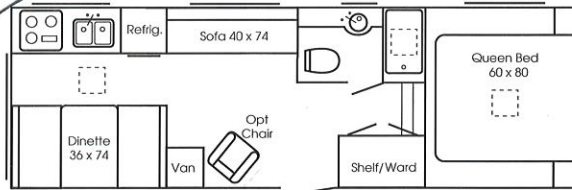
Aerolite



521RL



523RB



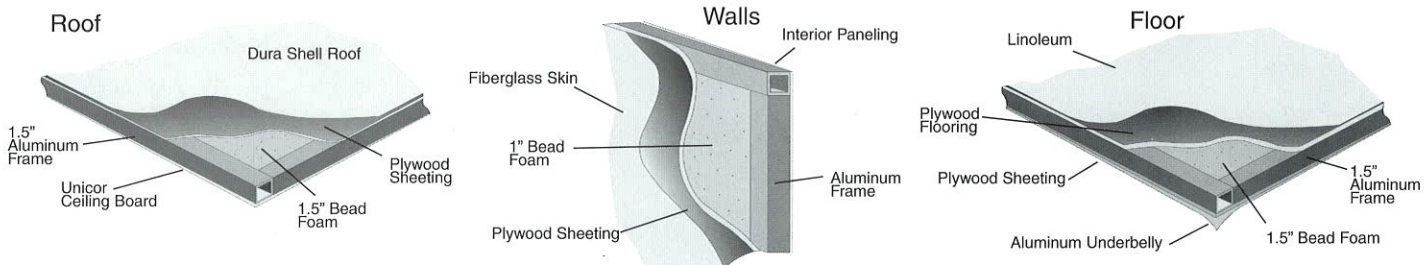
525RK

Specifications Travel Trailers & Fifth Wheels

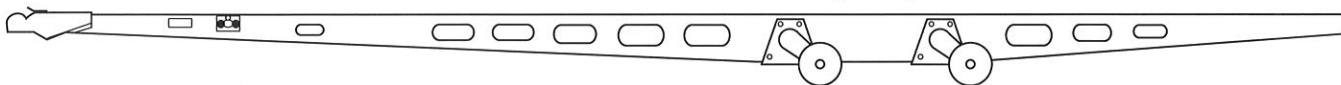
Model	16RK	19RB	19RDB	21RB	21RDB	21RBH	25RB	25RDB	25RBH w/DBO	25RBH	25FDB	25FK	521RL	523RB	525RK
Length	16'0"	19'0"	19'0"	21'0"	21'0"	21'0"	25'0"	25'0"	25'0"	25'0"	25'0"	25'0"	21'10"	23'10"	25'10"
Interior Height	6'4"	6'4"	6'4"	6'4"	6'4"	6'4"	6'4"	6'4"	6'4"	6'4"	6'4"	6'4"	6'4"	6'4"	6'4"
Exterior Width	7'1"	7'1"	7'1"	7'1"	7'1"	7'1"	7'1"	7'1"	7'1"	7'1"	7'1"	7'1"	7'1"	7'1"	7'1"
Exterior Height	8'1"	8'1"	8'1"	8'1"	8'1"	8'1"	8'1"	8'1"	8'1"	8'1"	8'1"	8'1"	8'6"	8'6"	8'6"
Total Dry Weight (lbs.)	1950	2415	2425	2600	2600	2630	2905	2850	2840	2840	2840	2880	3005	3105	3385
Load Capacity (lbs.)	700	1420	1410	1545	1545	1515	1495	1550	1560	1560	1560	1520	1650	1650	1595
Dry Hitch Weight (lbs.)	170	240	240	300	320	340	350	360	285	285	285	330	480	460	540
Fresh Water (gal.)	25	25	25	25	25	25	25	25	25	25	25	25	25	25	25
Gray Water (gal.)	25	25	25	25	25	25	25	25	25	25	25	25	25	25	25
Black Water (gal.)	8	25	25	25	25	25	25	25	25	25	25	25	25	25	25
Tire Size	175/80 R13	175/80 R13	175/80 R13	175/80 R13	175/80 R13	175/80 R13	175/80 R13	175/80 R13	175/80 R13	175/80 R13	175/80 R13	175/80 R13	175/80 R13	175/80 R13	175/80 R13

Dry weights based on standard features; optional equipment not included. Carrying capacity determined by subtracting total weight from GVWR and includes fluids, options, and cargo. Liquid capacities and weights are approximate only. Due to constant product improvements, Aero Manufacturing, Inc. reserves the right to make changes including but not limited to specifications, equipment and accessories without further notice or obligation.

Construction



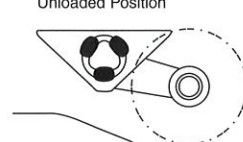
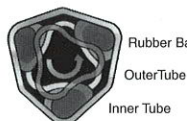
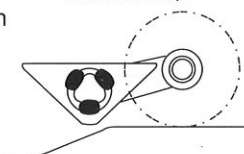
AL-KO KOBER "No-Rust" Galvanized Steel Lightweight Frames



Rubber Suspension Axle

Maximum Bump

Unloaded Position



Check It Out Before You Buy...

Only Aerolite offers all these features as standard:

- Galvanized Steel, High Tech Imported Chassis, 5-year warranty (TT Only)
- Laminated, Aluminum Framed Construction, 5-year structural warranty
- Fiberglass Exterior Skin, 2-year warranty
- Durashell Vinyl Roof, 12-year warranty
- RADIUS Corner Jalousie Windows
- Panoramic Galley Window
- Nose-Cone Bottle & Storage Compartment (TT Only)
- 2-Year Component Warranty
- Free-Standing Tables (Most Models)
- Radius Corner Entry and Storage Doors
- Super Light Weight
- Very Low Center of Gravity
- Smooth, Uncluttered Front Profile
- Independent Torsion Suspension System, 5-Year Warranty
- Radial Tires
- Cabinet Bunk (Most Models)
- Lined Drapes with Valances & Sheers
- Automotive Style Rear Bumper

Integrated cabinetry provides clean uncluttered storage space. While tasteful fabric treatments lend to the quality look and feel of all Aerolite **Seven Series** models.



Aerolite's interiors are designed for quality and comfort. **Seven Series** models come with many standard amenities that help you feel right at home.

Towing Specifications

Listed below are tow ratings that are the highest available for the respective models. Certain optional equipment may be required and other restrictions may apply. Check with your automotive dealer for exact specifications.

VEHICLE	ENGINE	TOW LIMIT (lbs.)	VEHICLE	ENGINE	TOW LIMIT (lbs.)	VEHICLE	ENGINE	TOW LIMIT (lbs.)
ACURA			FORD			LINCOLN		
SLX	3.2 V-6	5000	Aerostar Ext. Wagon (2WD)	3.0 V-6	4000	All	4.6 V-8	2000
AM GENERAL			Aerostar Ext. Wagon (2WD)	4.0 V-6	4400	MAZDA		
Hummer (2-passenger)	Gas	8760	Aerostar Ext. Wagon (AWD)	4.0 V-6	4200	B2300 (2WD)	2.3 I-4	2300
Hummer (2-passenger)	Diesel	8650	Aerostar Wagon (2WD)	3.0 V-6	3600	B4000 (2WD)	4.0 V-6	5900
Hummer (2-passenger)	Turbodiesel	8580	Club Wagon	4.2 V-6	4700	B4000 (4WD)	4.0 V-6	5600
BUICK			Club Wagon	4.6 V-8	6100	MPV (2WD)	3.0 V-6	4300
Regal	3.8 V-6	2000	Club Wagon Reg.	5.4 V-8	7000	MPV (AWD)	3.0 V-6	4000
CADILLAC			Crown Victoria	4.6 V-8	2000	MERCURY		
DeVille/All	4.6 V-8	3000	Expedition (2WD)	4.6 V-8	5900	Cougar XR7	All	2000
CHEVROLET/GMC			Expedition (4WD)	4.6 V-8	6100	Grand Marquis	4.6 V-8	2000
Astro/Safari (AWD)	4.3 V-6	5000	Expedition (4WD)	5.4 V-8	7900	Mountaineer	5.0 V-8	6700
Astro/Safari (RWD)	4.3 V-6	5500	Explorer 2Dr (2WD)	SOHC 4.0 V-6	5000	Villager	3.0 V-6	3500
Blazer/Jimmy (2WD)	4.3 V-6	5500	Explorer 2Dr (4WD)	SOHC 4.0 V-6	4800	MITSUBISHI		
Express/Savana/G1500	4.3 V-6	4500	Explorer 4Dr (2WD)	SOHC 4.0 V-6	5800	Montero	All	5000
Express/Savana/G1500	5.0 V-8	5000	Explorer 4Dr (4WD)	SOHC 4.0 V-6	5600	Montero Sport	3.0 V-6	3000
Express/Savana/G1500	5.7 V-8	6000	Explorer 4Dr (2WD)	5.0 V-8	6700	NISSAN		
Express/Savana/G2500	4.3 V-6	5000	F-150 Reg. Cab. (2WD)	4.2 V-6	5800	Pathfinder	3.3 V-6	5000
Express/Savana/G2500	5.0 V-8	5000	F-150 Reg. Cab. (2WD)	4.6 V-8	7200	Pickup (All)	2.4 I-4	3500
Express/Savana/G2500/3500	5.7 V-8	7000	Ranger Reg. Cab. (2WD)	2.3 I-4	2300	Quest	3.0 V-6	3500
K1500 Reg/Ext Cab. (4WD)	4.3 V-8	5000	Ranger Reg. Cab. (2WD)	3.0 V-6	4000	OLDSMOBILE		
S-Series/Sonoma	4.3 V-6	5500	Ranger Reg. Cab. (2WD)	4.0 V-6	6000	Bravada	4.3 V-6	5000
Venture	3.4 V-6	3500	HONDA			Silhouette	3.4 V-6	3500
CHRYSLER			Passport	3.2 V-6	4500	PLYMOUTH		
Concord, LHS	All	2000	INFINITI			Voyager (FWD)	2.4 I-4	2000
Cirrus, Sebring Convertible	2.5 V-6	2000	QX4	3.3 V-6	5000 (Prelim.)	Voyager (FWD)	3.3 V-6	3500
Town & Country	3.3, 3.8 V-6	3500	ISUZU			PONTIAC		
DODGE			Hombre/Rodeo	2.2, 2.6 I-4	2000	Tran Sport	3.4 V-6	3500
Caravan	2.4 I-4	2000	Rodeo	3.2 V-6	4500	SAAB		
Caravan	3.3, 3.8 V-6	3500	Trooper	3.2 V-6	5000	All	All	2000
Dakota (2WD) Reg. Cab.	2.5 I-4	2300	Hombre	4.3 V-6	5500 (Prelim.)	SUBARU		
Dakota (2WD) Reg. Cab.	3.9 V-6	5500	JAGUAR			Legacy Outback	2.5 I-4	2000
Dakota (2WD) Reg. Cab.	5.2 V-8	6700	All models	All	3307	TOYOTA		
Dakota (2WD) Club Cab.	3.9 V-6	5200	JEEP			4 Runner	2.7 I-4	3500
Dakota (2WD) Club Cab.	5.2 V-8	6400	Cherokee	2.5 I-4	2000	4 Runner	3.4 V-6	5000
Dakota (4WD) Reg. Cab.	3.9 V-6	5200	Cherokee/Grand Cherokee	4.0 I-6	5000	Camry/Avalon	All	2000
Dakota (4WD) Reg. Cab.	5.2 V-8	6500	Grand Cherokee TSI	5.2 V-8	6700	Land Cruiser	4.5 I-6	5000
Dakota (4WD) Club Cab.	3.9 V-6	5000	Grand Cherokee Limited	5.9 V-8	6700	Previa	2.4 I-4	3500
Dakota (4WD) Club Cab.	5.2 V-8	6200	KIA			Tacoma	All I-4	3500
Intrepid	All	2000	Sportage	2.0 I-4	2000	Tacoma	3.4 V-6	5000
Ram (2WD) 1500 All Cab.	3.9 V-6	3600	LAND ROVER			T100 (2WD) Std. Cab	2.7 I-4	4000
Ram (2WD) 1500 All Cab.	5.2, 5.9 V-8	8100	Defender 90	All	3500	T100 (2WD) All Cab	3.4 V-6	5200
Ram Wagon B1500	3.9 V-6	4800	Discovery	All	5500	VOLKSWAGON		
Ram Wagon B2500	3.9 V-6	4800	Range Rover	All	6500	Eurovan	All	4400
EAGLE			LEXUS			VOLVO		
Vision	All V-6	2000	LS/ES models	All	2000	All	All	3300
			LX450	4.5 I-6	5000			

GENERAL WARRANTY INFORMATION

- Durashell Roof 12 yrs.*
 - Fiberglass Skin 2 yrs.*
 - AL-KO Chassis 5 yrs.*
 - Structural 5 yrs.*
 - Independent Suspension System 5 yrs.*
 - Components 2 yrs.*
 - General Camper Coverage 1 yr.*
- (Except Tires & Appliances)

*Refer to specific written warranty statement



This brochure is printed on recycled paper as part of Thor's corporate effort to minimize waste and conserve our natural resources. Providing safe, fuel efficient recreational vehicles is Thor's way of further demonstrating our role as the industry leader in safe-guarding our nation's environment.

Your Local Dealer

JERRY'S TRAILERS & CAMPERS
2601 S. 13th St.
Norfolk, NE 68701



AERO MANUFACTURING, INC.

925 W. Brooklyn Street
Syracuse, IN 46567