

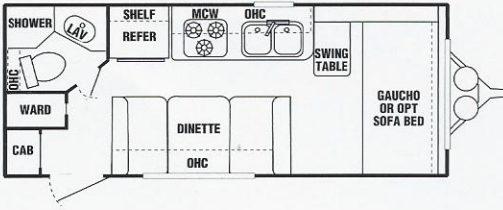
SunriseTM

Aerodynamic Styling with Matching Quality *by Cobra*

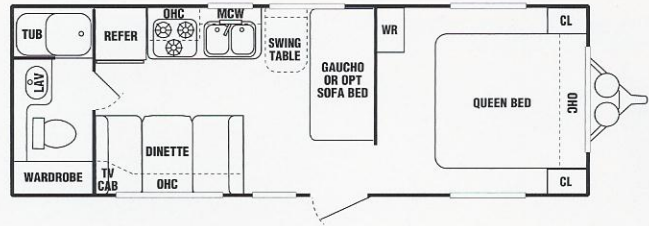


Travel Trailers

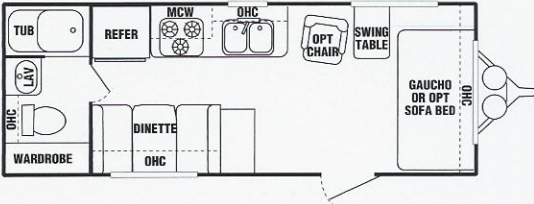
1661



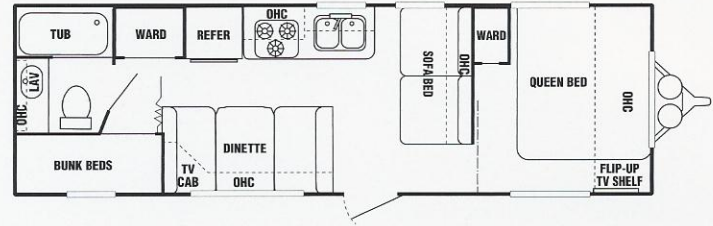
2460



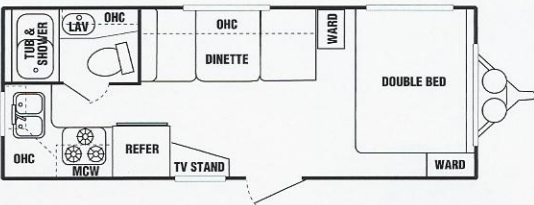
1860



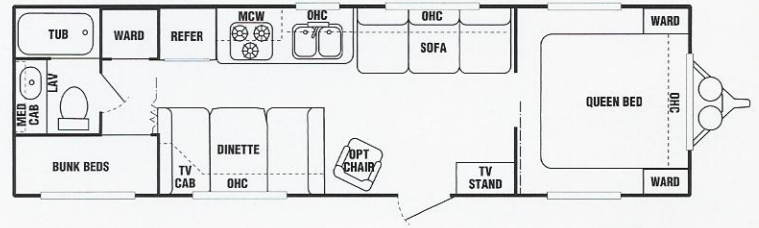
2700



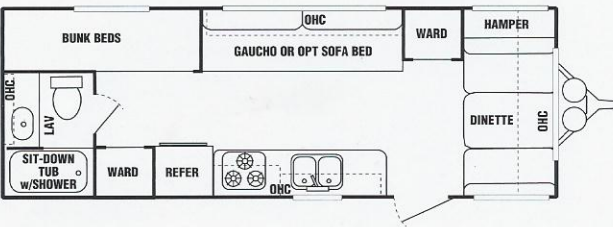
1890



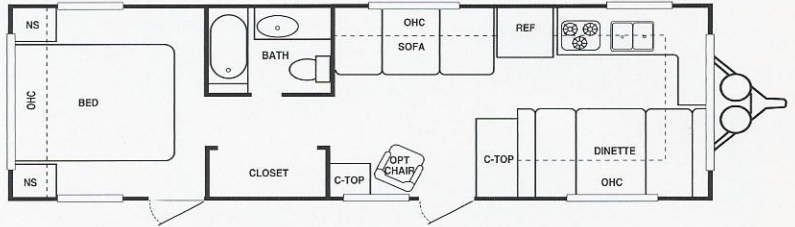
2900



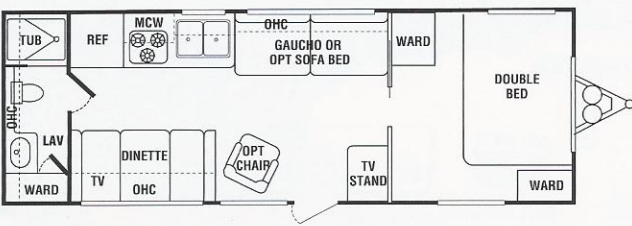
2200



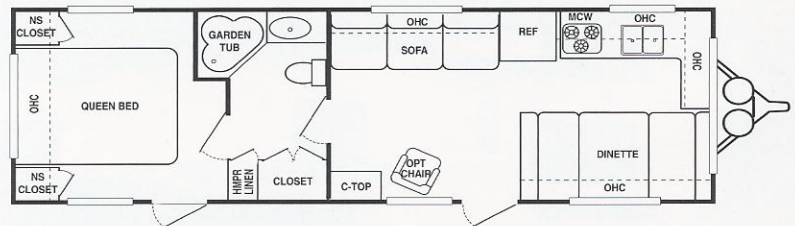
3000



2450



3000GT

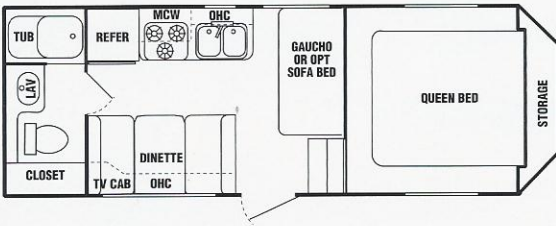


TRAVEL TRAILERS	1661	1860	1890	2200	2450	2460	2700	2900	3000	3000GT
†Approx. Axle Wt.	2670	2930	2930	2845	3600	3500	4200	4550	4700	4700
†Approx. Hitch Wt.	340	390	390	390	400	450	505	600	620	620
†Approx. Gross Weight Dry	3010	3320	3320	3235	4000	3950	4705	5150	5320	5320
Interior Height	76"	76"	76"	78"	78"	78"	78"	78"	78"	78"
Exterior Width	90"	90"	90"	96"	96"	96"	96"	96"	96"	96"
Exterior Height (w/o AC)	105"	105"	105"	107"	107"	107"	107"	107"	107"	107"
Tire Size	14"	14"	14"	15"	15"	15"	15"	15"	15"	15"
Fresh Water System (Approx. Gal.)	28 gal.	28 gal.	28 gal.	28 gal.	28 gal.	28 gal.	28 gal.	28 gal.	28 gal.	28 gal.
Gray Water System (Approx. Gal.)	25 gal.	25 gal.	25 gal.	25 gal.	25 gal.	25 gal.	25 gal.	25 gal.	25 gal.	25 gal.

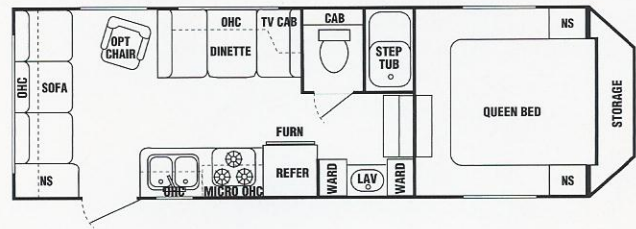
† Weights are based on standard units w/o options and weighed dry.

Fifth Wheels

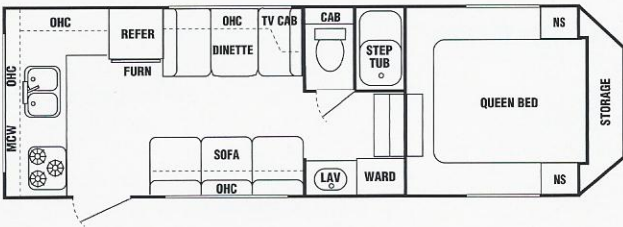
22 RB



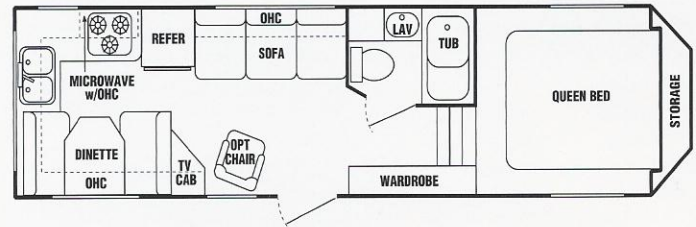
24 RL



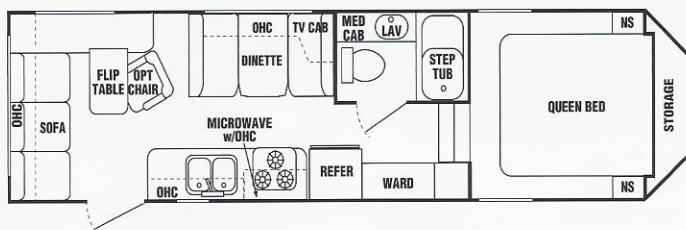
24 RK



27-RK



27RL



FIFTH WHEELS	22-RB	24-RK	24-RL	27-RK	27-RL
†Approx. Axle Wt.	3025	3630	3600	3935	3870
†Approx. Hitch Wt.	775	850	880	915	980
†Approx. Gross Weight Dry	3800	4480	4480	4850	4850
Interior Height	76"	78"	78"	78"	78"
Exterior Width	96"	96"	96"	96"	96"
Exterior Height (w/o AC)	107"	110"	110"	110"	110"
Tire Size	15"	15"	15"	15"	15"
Fresh Water System (Approx. Gal.)	28 gal.	28 gal.	28 gal.	28 gal.	28 gal.
Gray Water System (Approx. Gal.)	25 gal.	25 gal.	25 gal.	25 gal.	25 gal.

† Weights are based on standard units w/o options and weighed dry.



STANDARD FEATURES:

INTERIOR

3 Burner High Output Range w/Oven
 Range Hood w/Light & Fan
 32 Amp Converter w/Charger
 28 Gallon Fresh Water Tank
 Demand Water System
 20,000 BTU Electronic Furnace
 25,000 BTU 27" And Up
 6 Gallon Gas Water Heater
 Fire Extinguisher
 Smoke Detector
 Large Porcelain Kitchen Sink
 Medicine Cabinet w/Mirror (Most Models)
 Fully Self-Contained
 Patio Group
 Dead Bolt Lock
 Deluxe Interior
 Radius Windows
 Rubber Roof
 Radial Tires
 Kitchen Window
 Tub Surround
 Sink Lids

EXTERIOR & CONSTRUCTION

Deluxe Exterior Graphics
 Full Fiberglass Front Cap (On Fifth Wheels)
 Electric Brakes
 Roof Vents (2)
 12V Bath Roof Vent
 Galvanized Wheel Wells
 Dual 25 Gal. Holding Tanks
 Lockable Exterior Storage
 Fiberglass Insulation Throughout
 2x3 Tapered Roof - 16" Centers
 2x3 Floor - 16" Centers
 2x2 Sidewalls - 16" Centers
 Double Studs at Doors, A.C., etc.
 Exterior Receptacle
 6" Tubular Steel Frame (5" On Smaller Trailers)
 5/8" Tongue & Groove Plywood Flooring
 5" Roof Truss on Units w/Ducted Air

OPTIONAL FEATURES:

Microwave
 Twin Beds
 Stabilizer Jacks
 5th Wheel Electric Jacks
 Outside Shower
 Monitor Panel
 Water Heater w/Electronic Ignition
 TV Antenna w/Booster Jack
 Cable TV Ready
 AM/FM Cassette Stereo System
 Attic Fan
 Exterior Decking w/Foam Core Insulation
 13,500 BTU Roof Air Conditioner
 Ducted Air
 Awning - 12, 14, 16, 18
 Roof Rack & Ladder
 Rear Window Awning
 Bumper Cover
 Spare Tire & Carrier
 Bedspreads, Pillows & Shams
 Mini Blinds
 Porch Light
 Reese Hitches

Deluxe Oak Package (Includes:
 Raised Panel Oak Doors, Grab Handle, Magazine Rack & Spice Rack)
 Overhead Cabinet Bunks (Where Applicable)
 Double 20 or 30# LP Bottles
 Large Single Door Refer
 Large Double Door Refer
 Chair
 Bunk Beds
 Queen Bed
 Innerspring Mattresses
 Pull Shades
 LP Bottle Cover
 Water Bypass Kit
 Sofa
 Partial Carpet
 Full Carpet
 Bed Lifters
 Sofa Bolsters
 Double Step
 Shower Dome
 Bi-fold Shower Door
 Decorative Glass Over Sofa
 Gas/Electric Water Heater

Dealer

JERRY'S TRAILERS & CAMPERS
 2601 S. 13th St.
 Norfolk, NE 68701

All illustrations and specifications contained in this literature are based on the latest product information at time of publication. Cobra Industries reserves the right to make changes in prices, colors, materials, equipment and specifications at any time without notice and assumes no responsibility for any error in this literature. All units are shipped F.O.B. Goshen, Indiana. CONSULT YOUR LOCAL DEALER FOR WARRANTY INFORMATION

COBRA INDUSTRIES, INC.

2766 E. College Avenue • P.O. Box 124
 Goshen, Indiana 46527 • (219) 534-1418